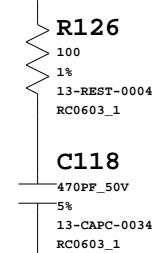
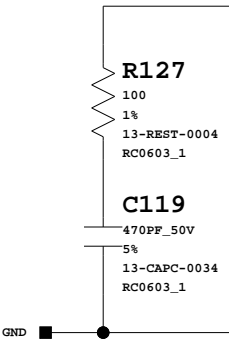
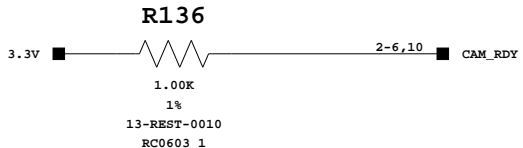
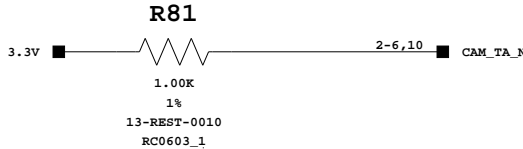
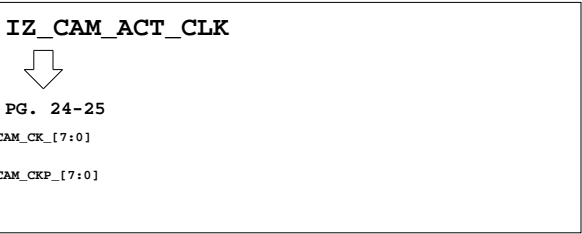


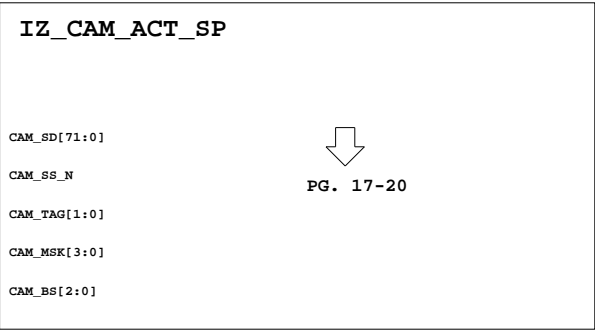
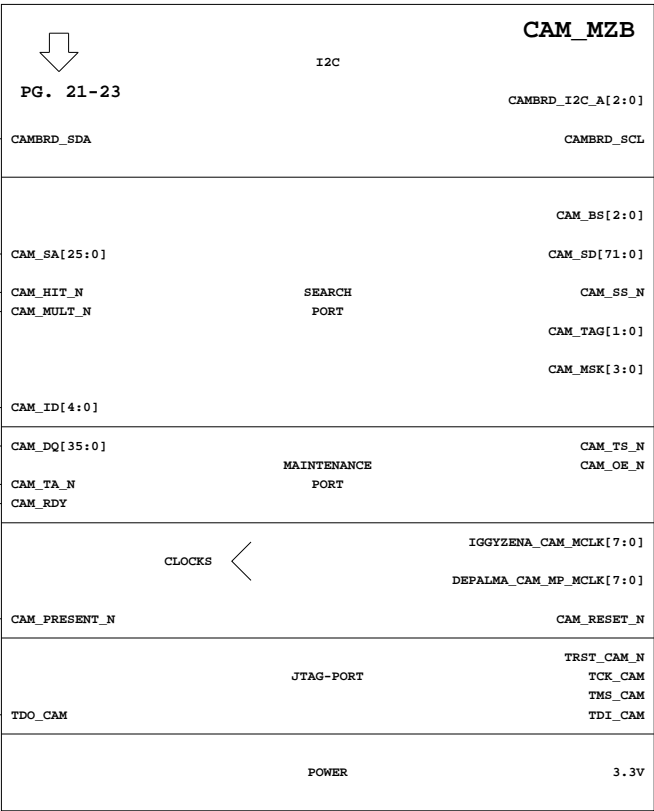
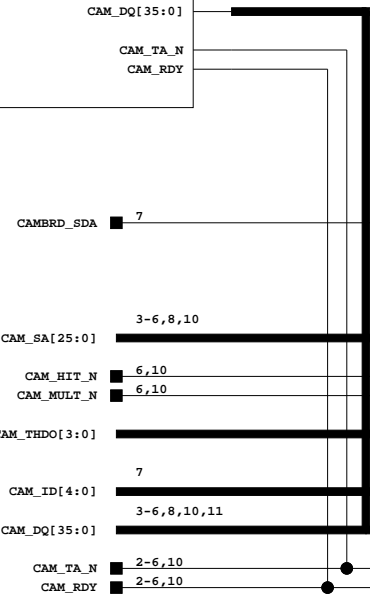
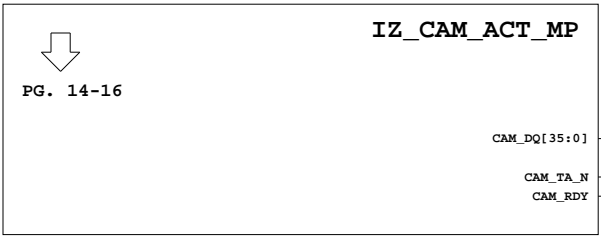
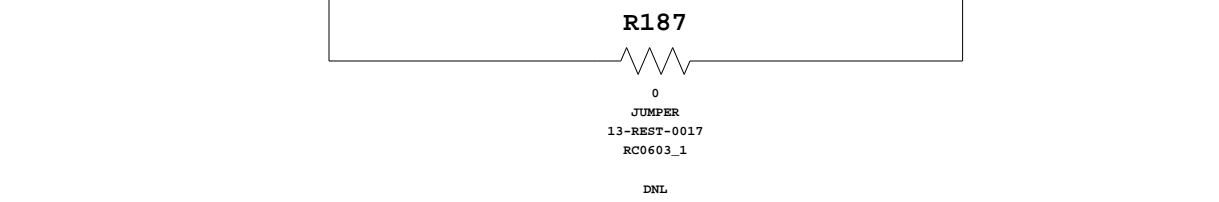
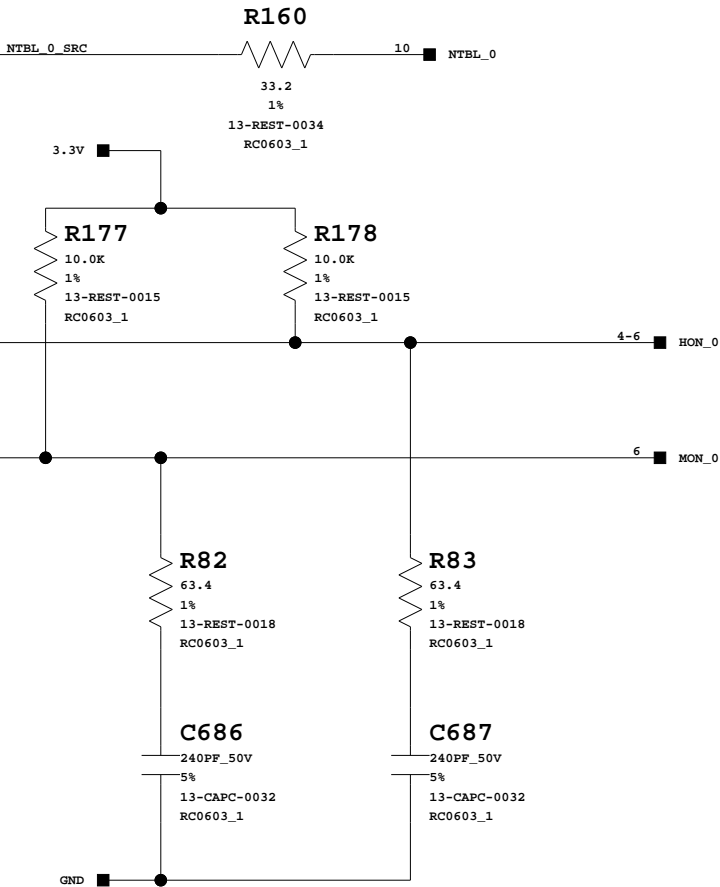

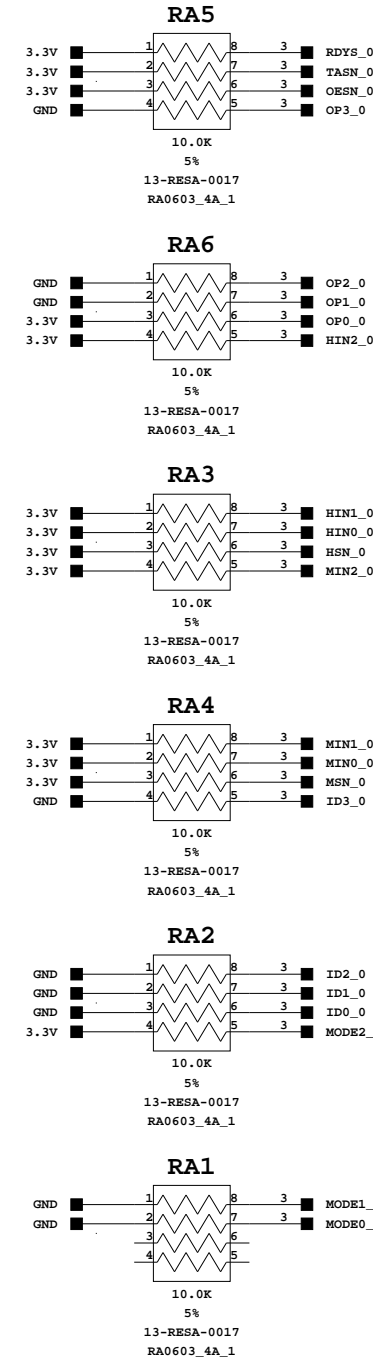


Connector to NPB_BB and Terminations



CAM BOARD				
DRAWING NUMBER				
06-BD12-1001				
SIZE	REVISION	FILE NAME		
B	2	CAM		
SCALE		LOCAL SHEET	GLOBAL SHEET	
N/A		2 OF 13	2 OF 49	

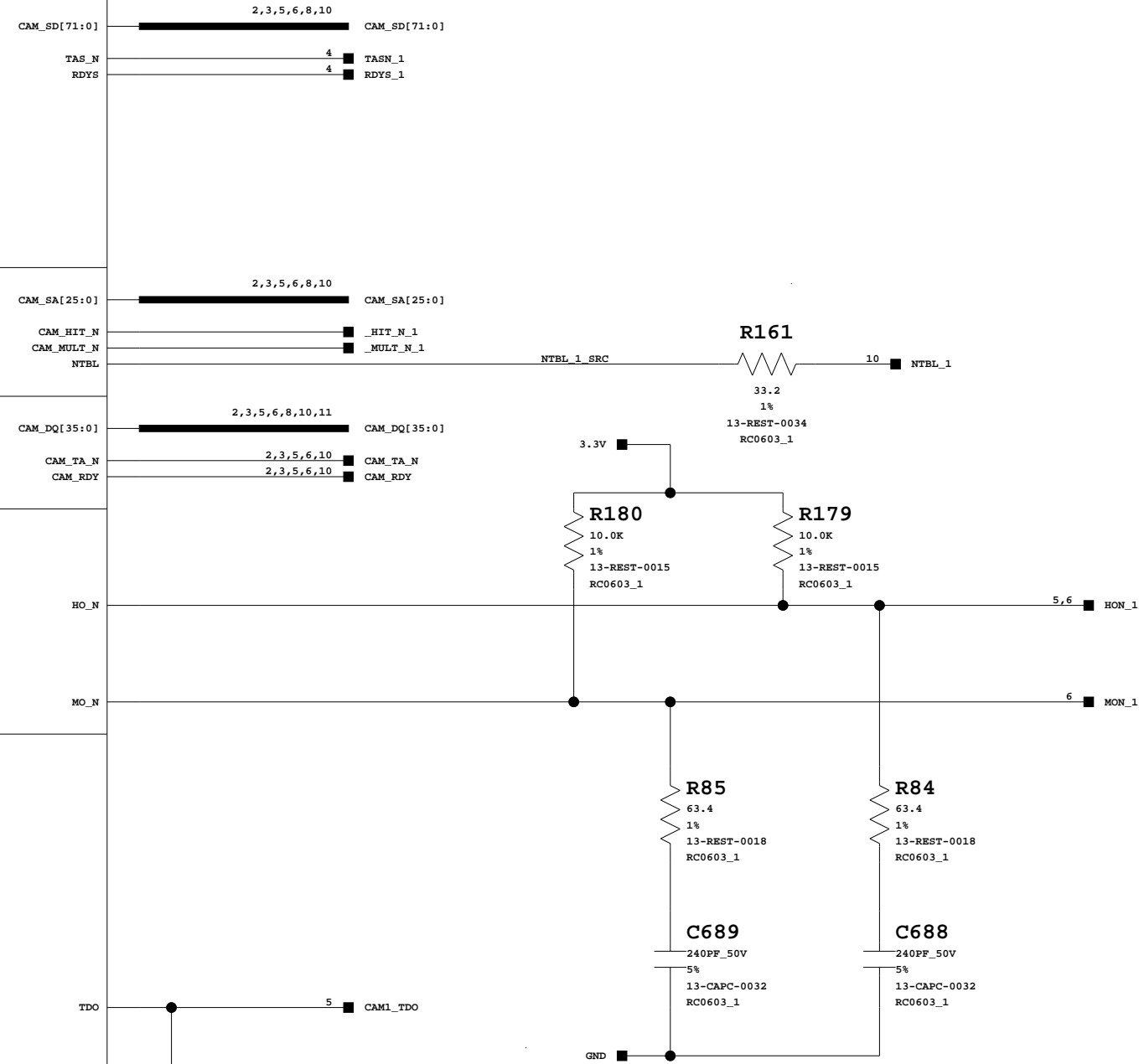
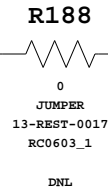
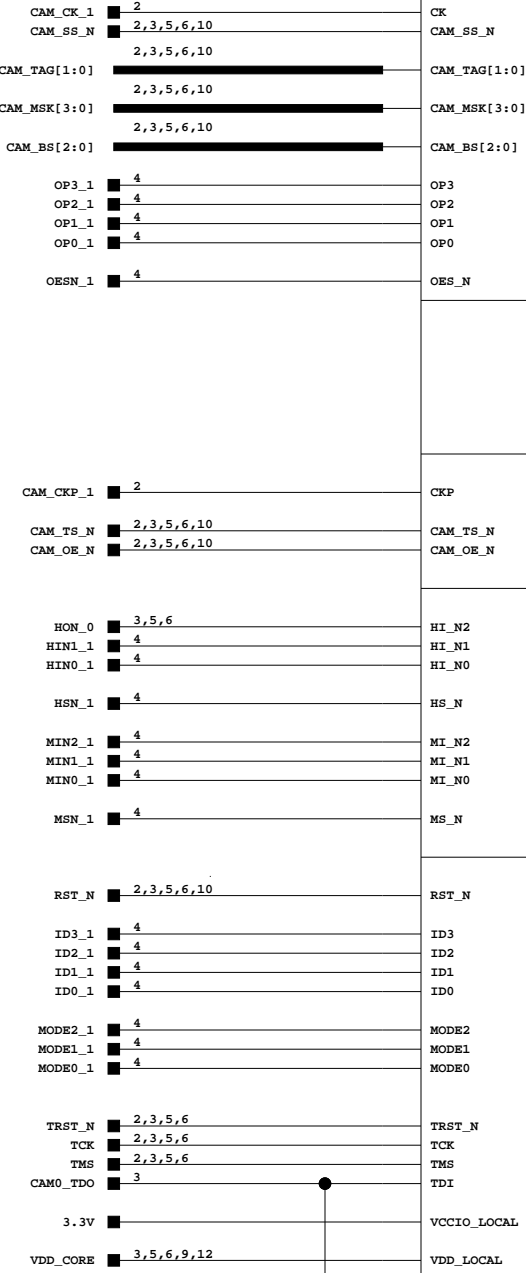
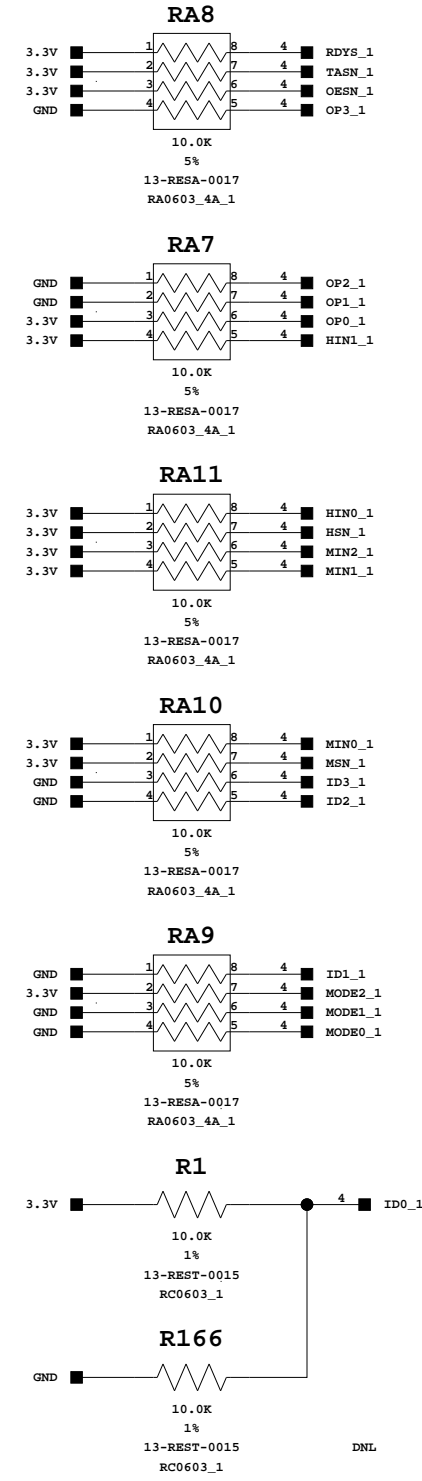
CAM Device 0




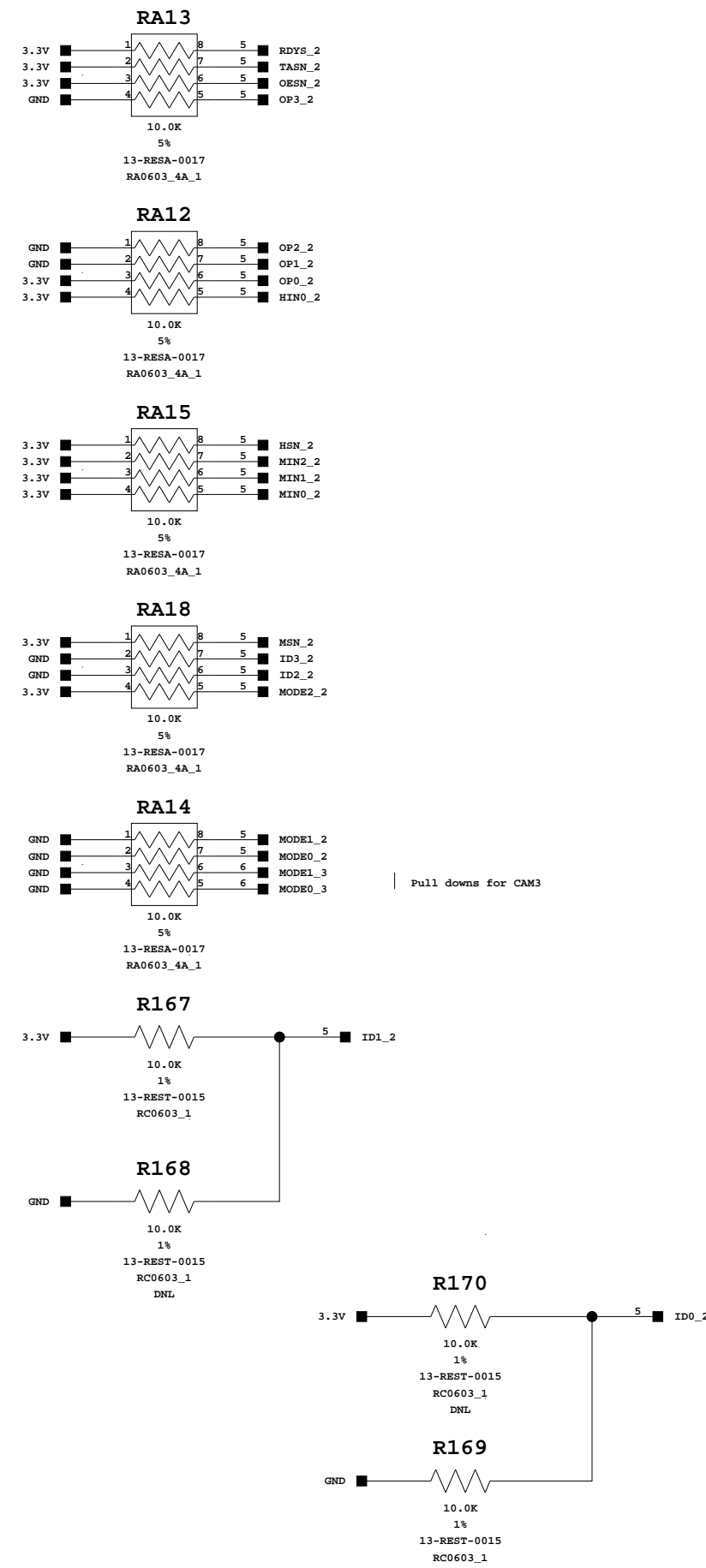
CAM BOARD

DRAWING NUMBER			
06-BD12-1001			
SIZE	REVISION	FILE NAME	
B	2	CAM	
SCALE	LOCAL SHEET	GLOBAL SHEET	
N/A	3 OF 13	3 OF 49	

CAM Device 1

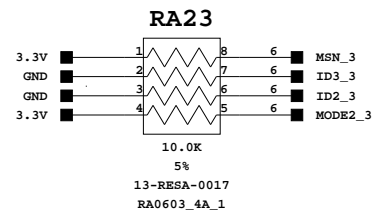
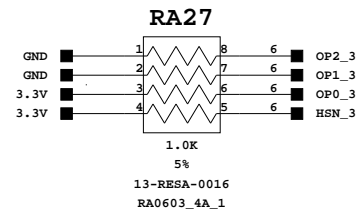
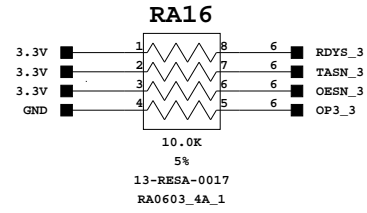


CAM Device 2

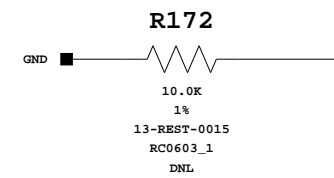
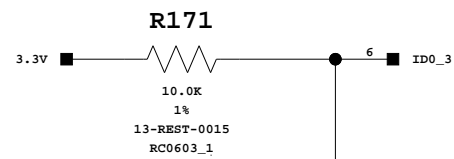
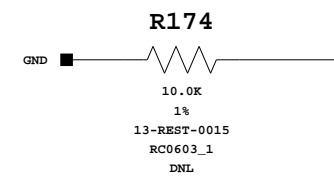
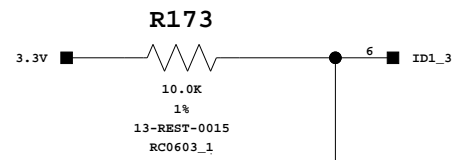


CAM BOARD				
DRAWING NUMBER				
06-BD12-1001				
SIZE	REVISION	FILE NAME		
B	2	CAM		
SCALE	LOCAL SHEET	GLOBAL SHEET		
N/A	5 OF 13	5 OF 49		

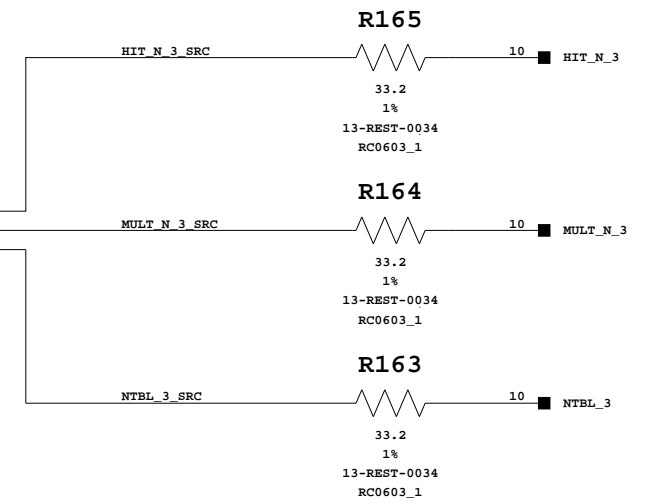
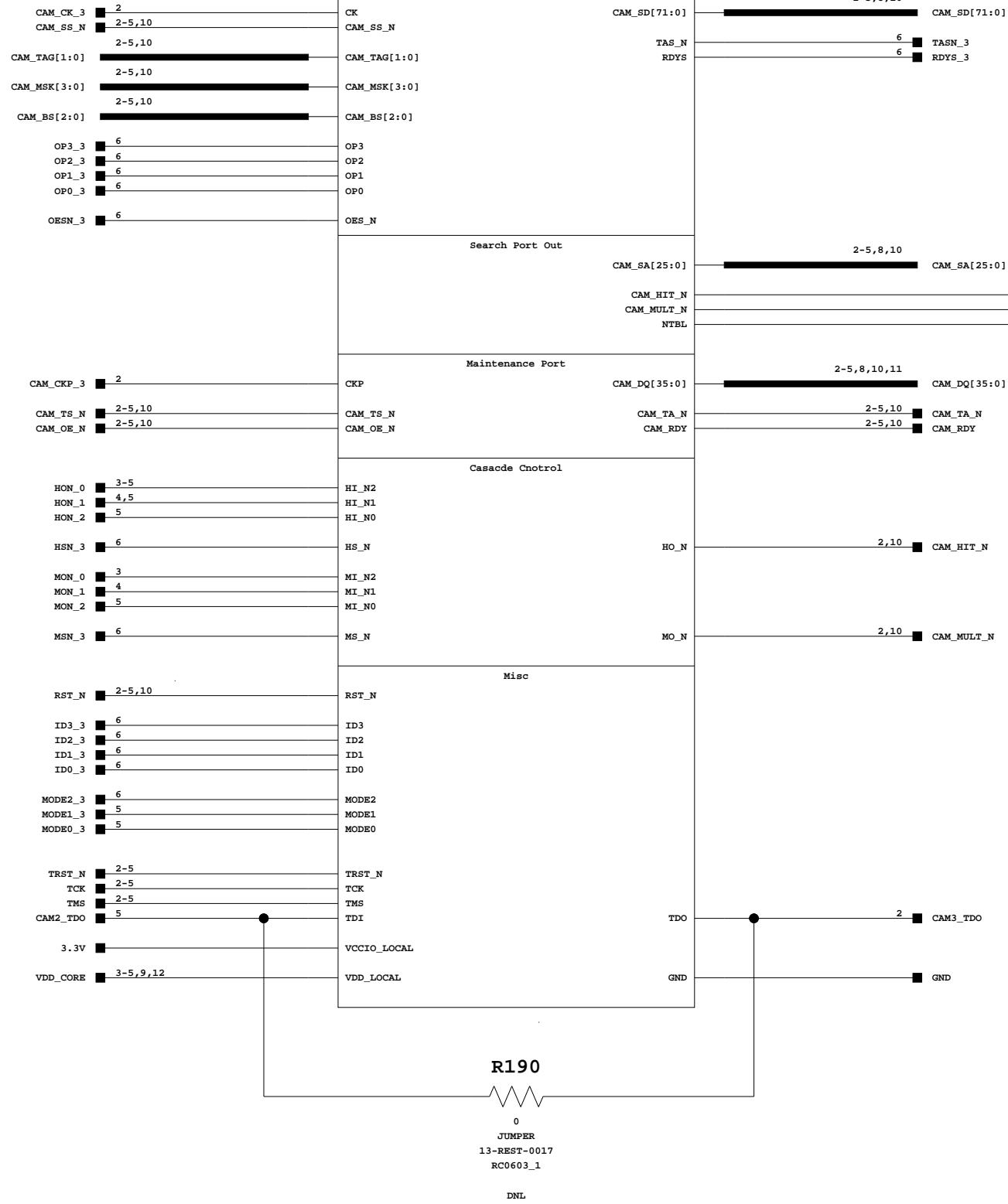
CAM Device 3



Pull downs for MODE[0:1]_3 on prev page



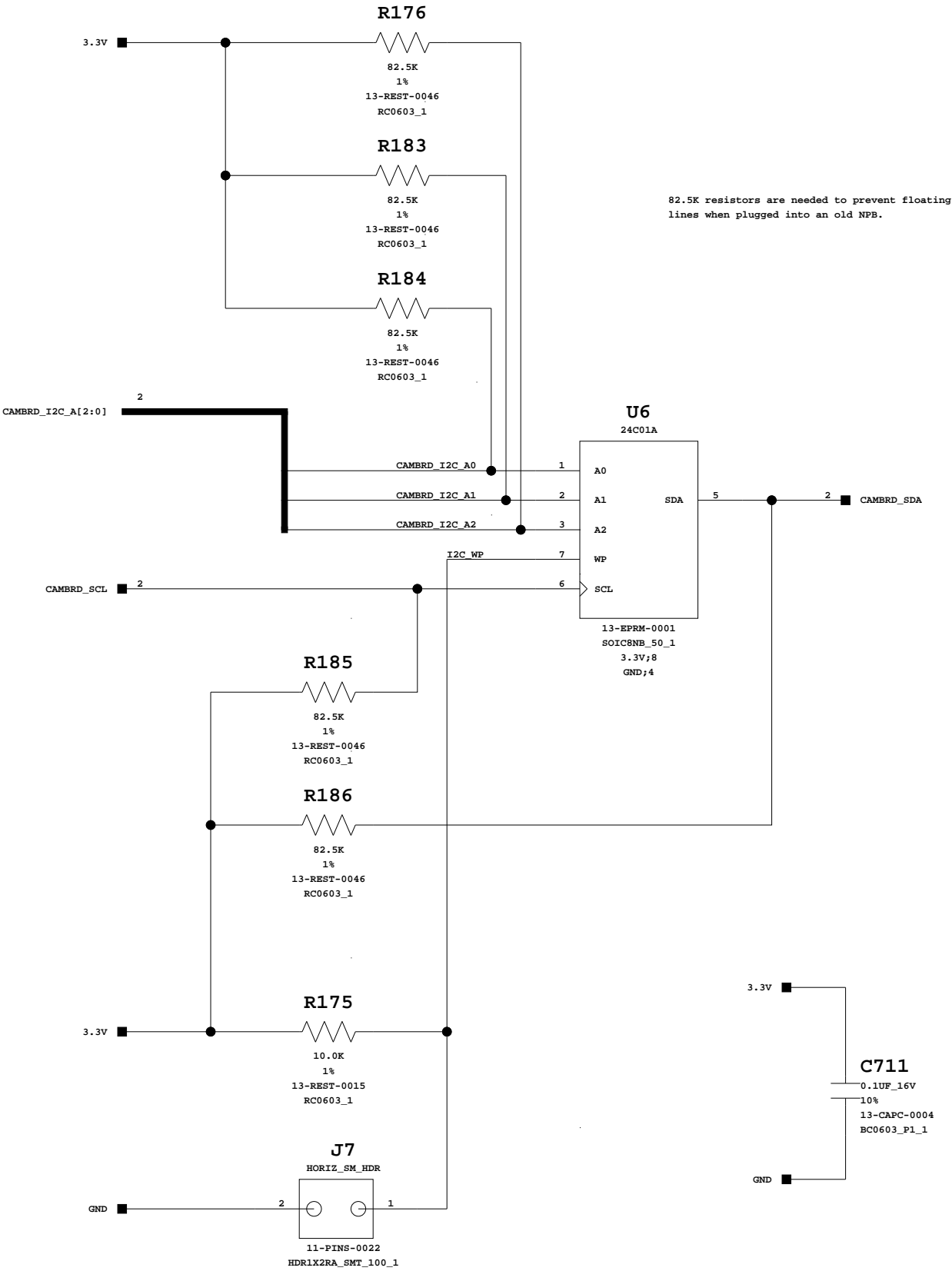
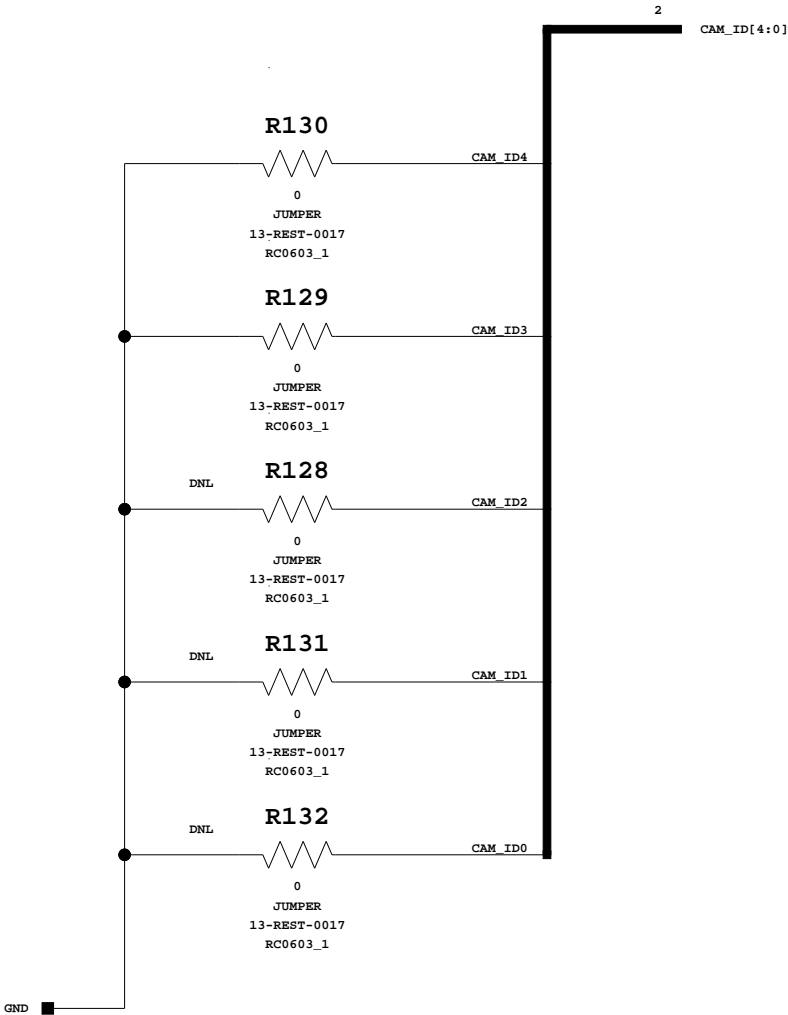
CrossProbe Example



CAM BOARD

DRAWING NUMBER		
06-BD12-1001		
SIZE	REVISION	FILE NAME
B	2	CAM
SCALE	LOCAL SHEET	GLOBAL SHEET
N/A	6 OF 13	6 OF 49

CAM_ID & I2C

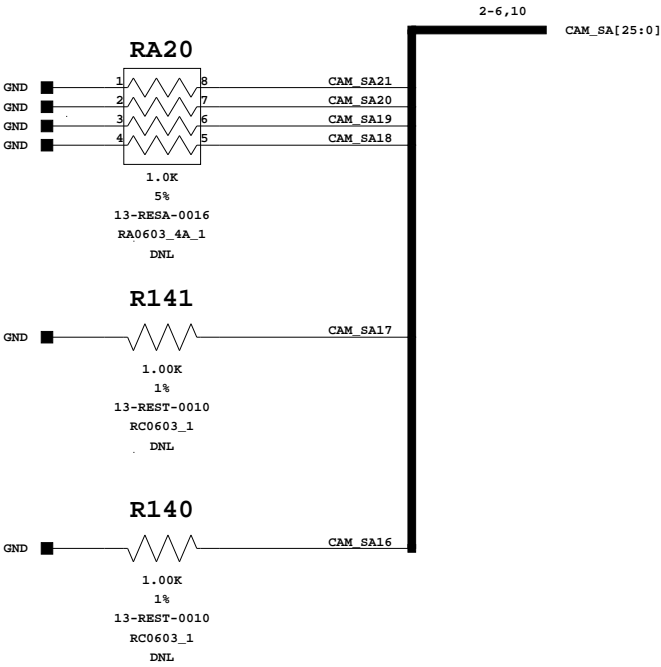


82.5K resistors are needed to prevent floating lines when plugged into an old NPB.

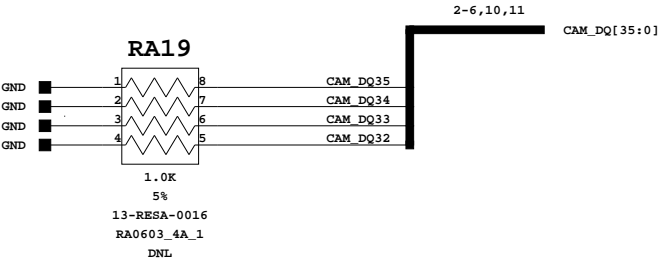
CAM BOARD				
DRAWING NUMBER				
06-BD12-1001				
SIZE	REVISION	FILE NAME		
B	2	CAM		
SCALE		LOCAL SHEET	GLOBAL SHEET	
N/A		7 OF 13	7 OF 49	

CAM Production/Prototype hacks

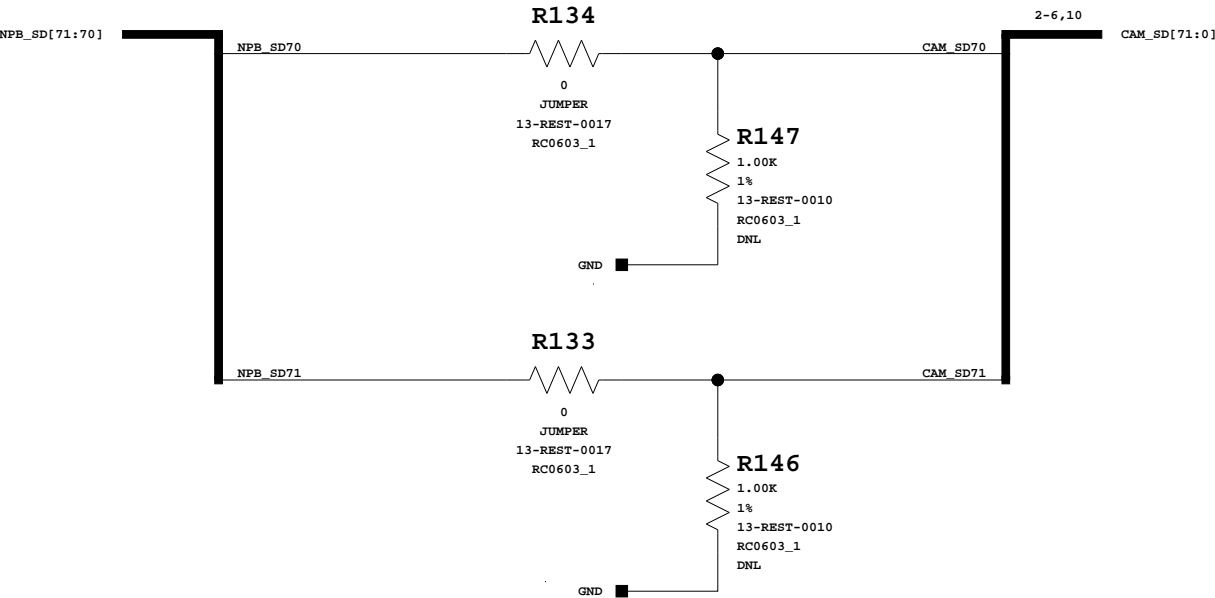
These pins are NC on prototype CAMs.
Resistors prevent floating inputs on Iggy.
Do not fit with production CAMs



As suggested by SiberCore
Pulls CAM_DQ[35:32] pins low so these pins don't float when
reading from the CAMs. This is a bidirectional bus.
Do not fit with production CAMs.

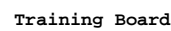


These resistors ensure that the extra TAG bits on the
prototype CAMs get set to zero
Fit jumpers on production CAMs and unfit pull-downs



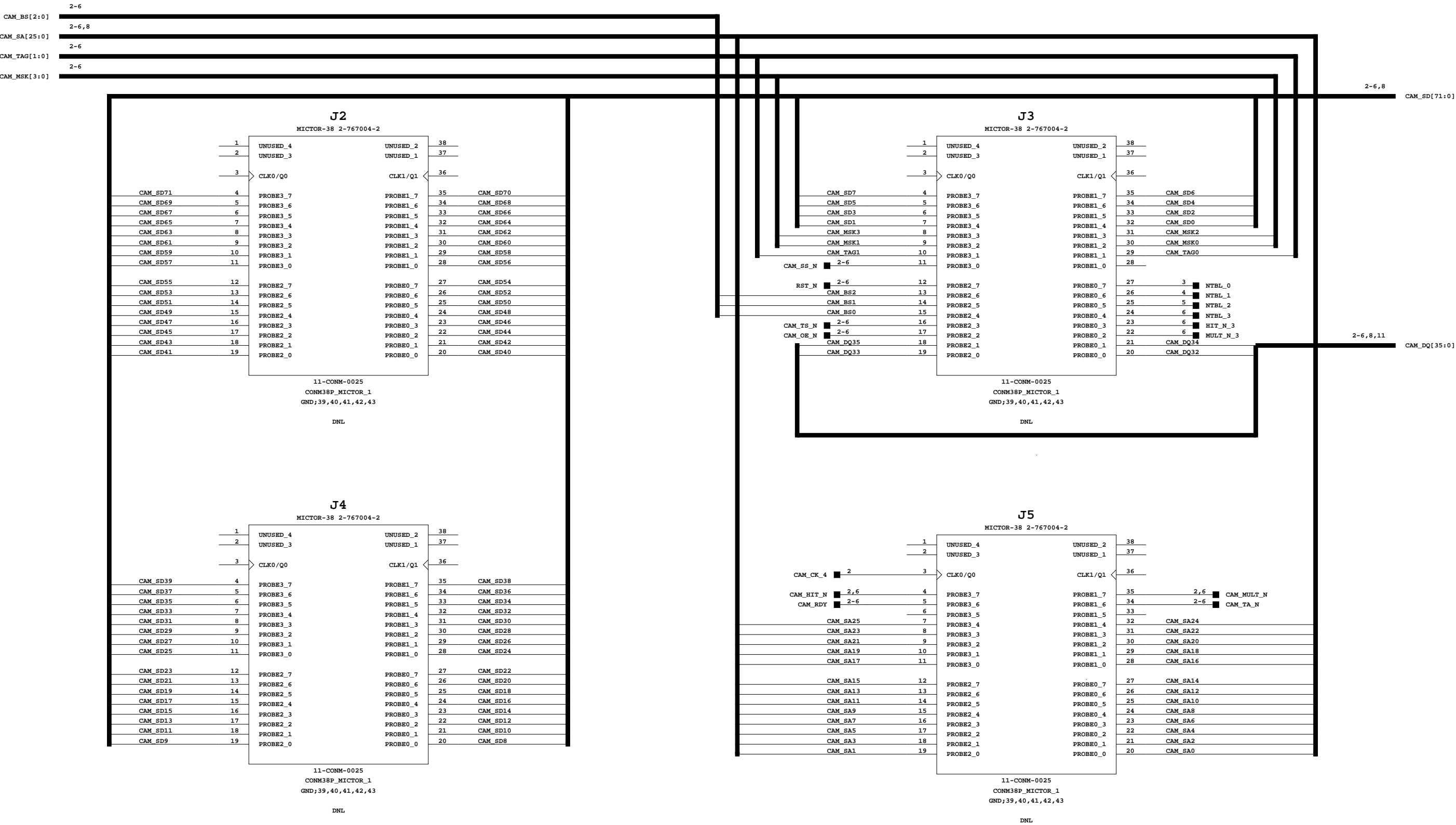
CAM BOARD				
DRAWING NUMBER				
06-BD12-1001				
SIZE	REVISION	FILE NAME		
B	2	CAM		
SCALE		LOCAL SHEET	GLOBAL SHEET	
N/A		8 OF 13	8 OF 49	

4



DRAWING NUMBER		
06-BD12-1001		
SIZE	REVISION	FILE NAME
B	2	CAM
SCALE	LOCAL SHEET	GLOBAL SHEET
N/A	9 OF 13	9 OF 49

Debug Headers

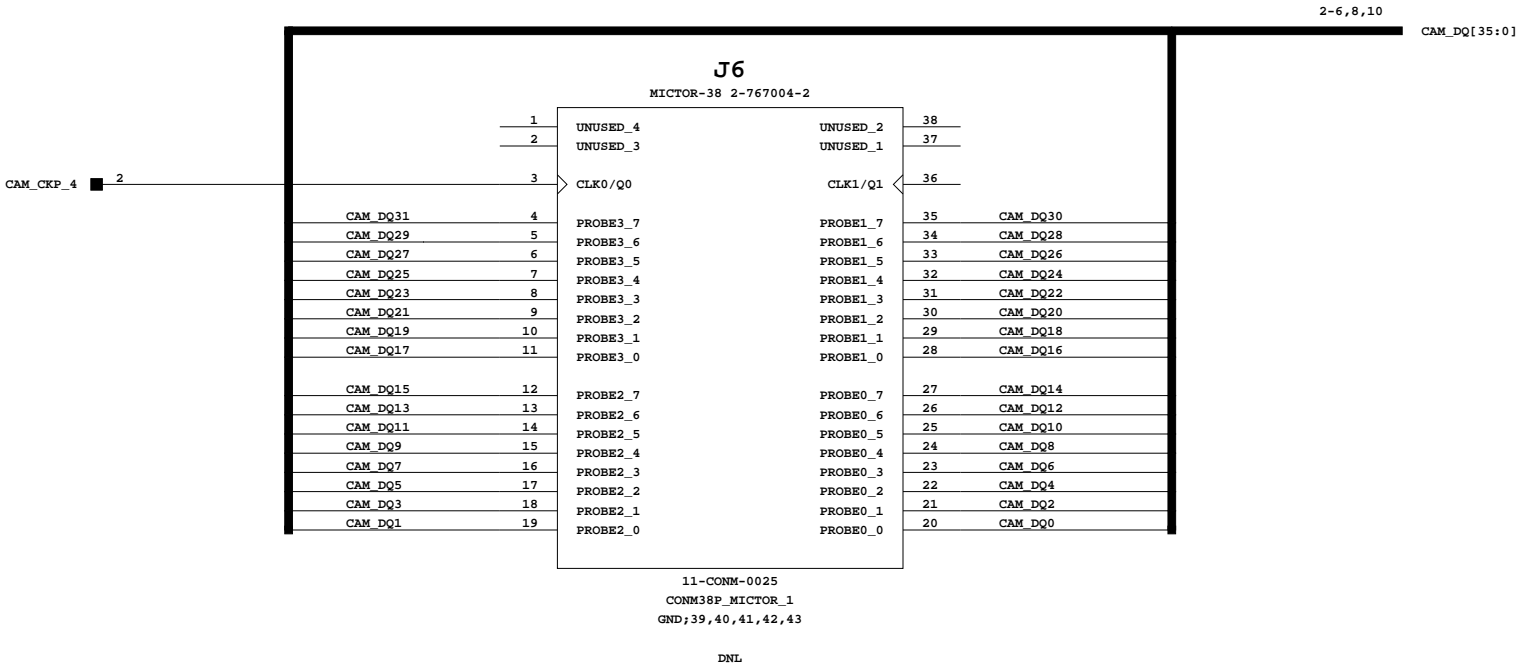


CrossProbe Example®

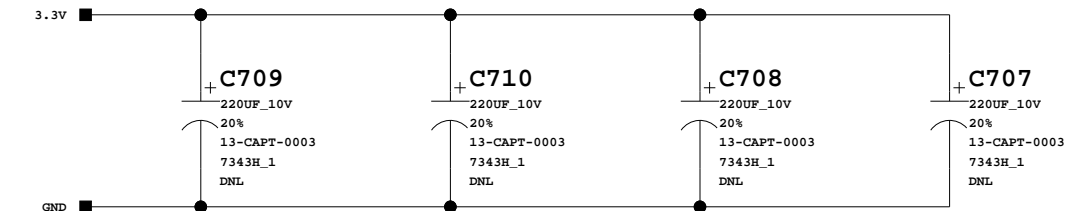
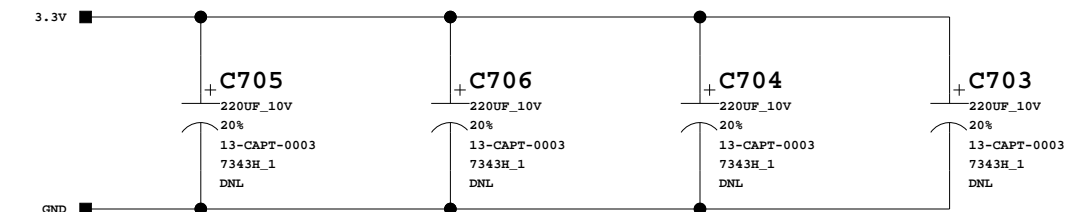
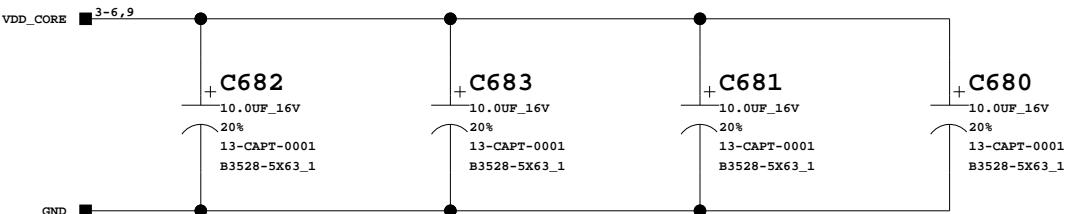
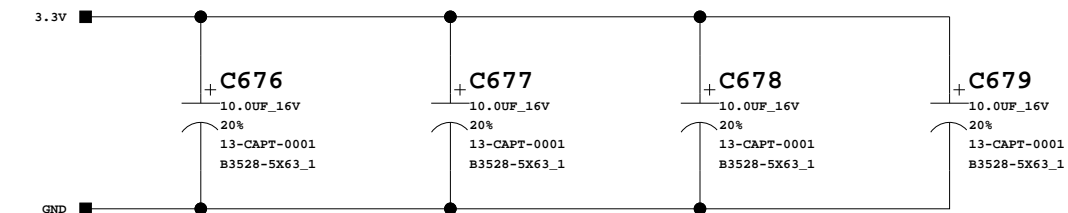
Training Board

CAM BOARD			
DRAWING NUMBER			
06-BD12-1001			
SIZE	REVISION	FILE NAME	
B	2	CAM	
SCALE	LOCAL SHEET	GLOBAL SHEET	
N/A	10 OF 13	10 OF 49	

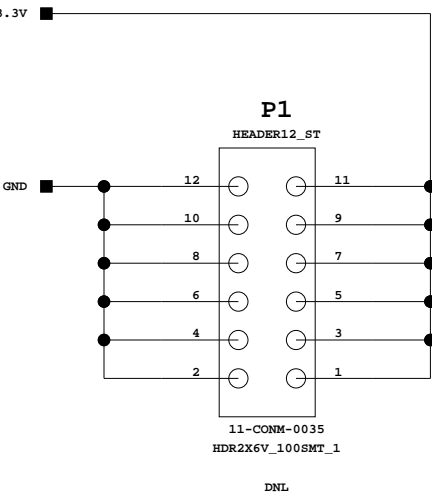
Debug Headers



Bulk decoupling



Header from baseboard for more power




CrossProbe Example

Training Board

CAM BOARD			
DRAWING NUMBER			
06-BD12-1001			
SIZE	REVISION	FILE NAME	
B	2	CAM	
SCALE		LOCAL SHEET	GLOBAL SHEET
N/A		12 OF 13	12 OF 49

I/O SIGNALS




DRAWING NUMBER		
06-BD12-1001		
SIZE	REVISION	FILE NAME
B	2	IZ_CAM_ACT_MP
SCALE	LOCAL SHEET	GLOBAL SHEET
N/A	1 OF 3	14 OF 49

1


2

3

4

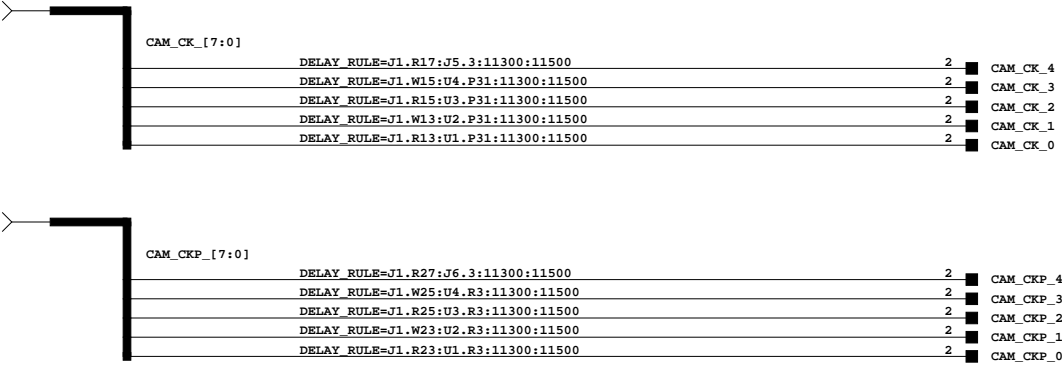


DRAWING NUMBER		
06-BD12-1001		
SIZE	REVISION	FILE NAME
B	2	IZ_CAM_ACT_MP
SCALE	LOCAL SHEET	GLOBAL SHEET
N/A	2 OF 3	15 OF 49



DRAWING NUMBER		
06-BD12-1001		
SIZE	REVISION	FILE NAME
B	2	IZ_CAM_ACT_MP
SCALE	LOCAL SHEET	GLOBAL SHEET
N/A	3 OF 3	16 OF 49

I/O SIGNALS

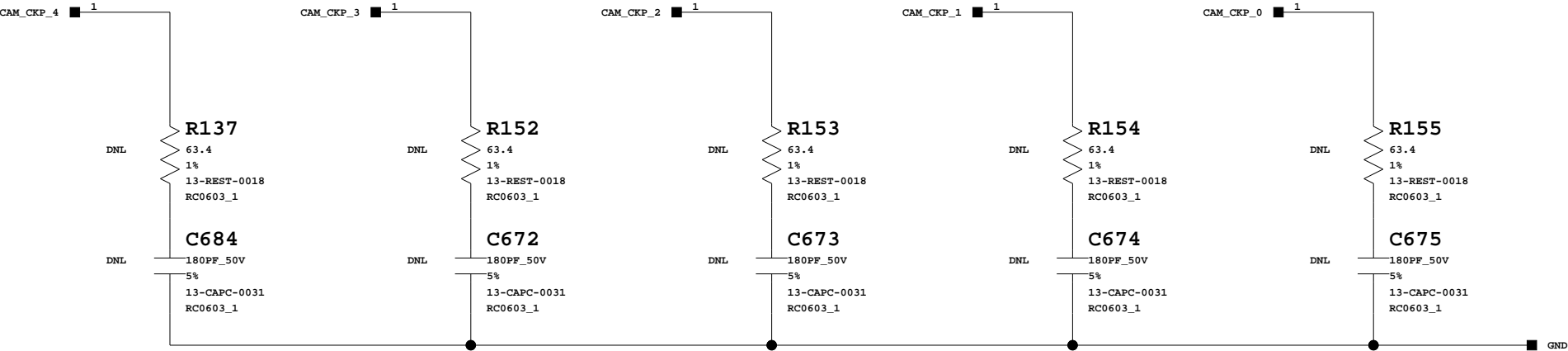
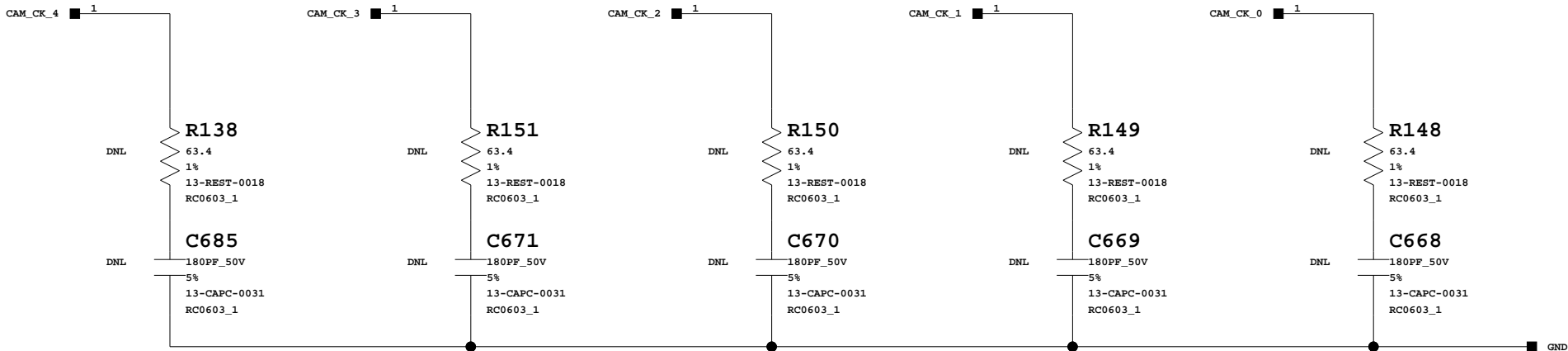


Only using 5 out of 8 clocks (one for Mictor)

DRAWING NUMBER		
06-BD12-1001		
SIZE	REVISION	FILE NAME
B	2	IZ_CAM_ACT_CLK
SCALE	LOCAL SHEET	GLOBAL SHEET
N/A	1 OF 2	24 OF 49

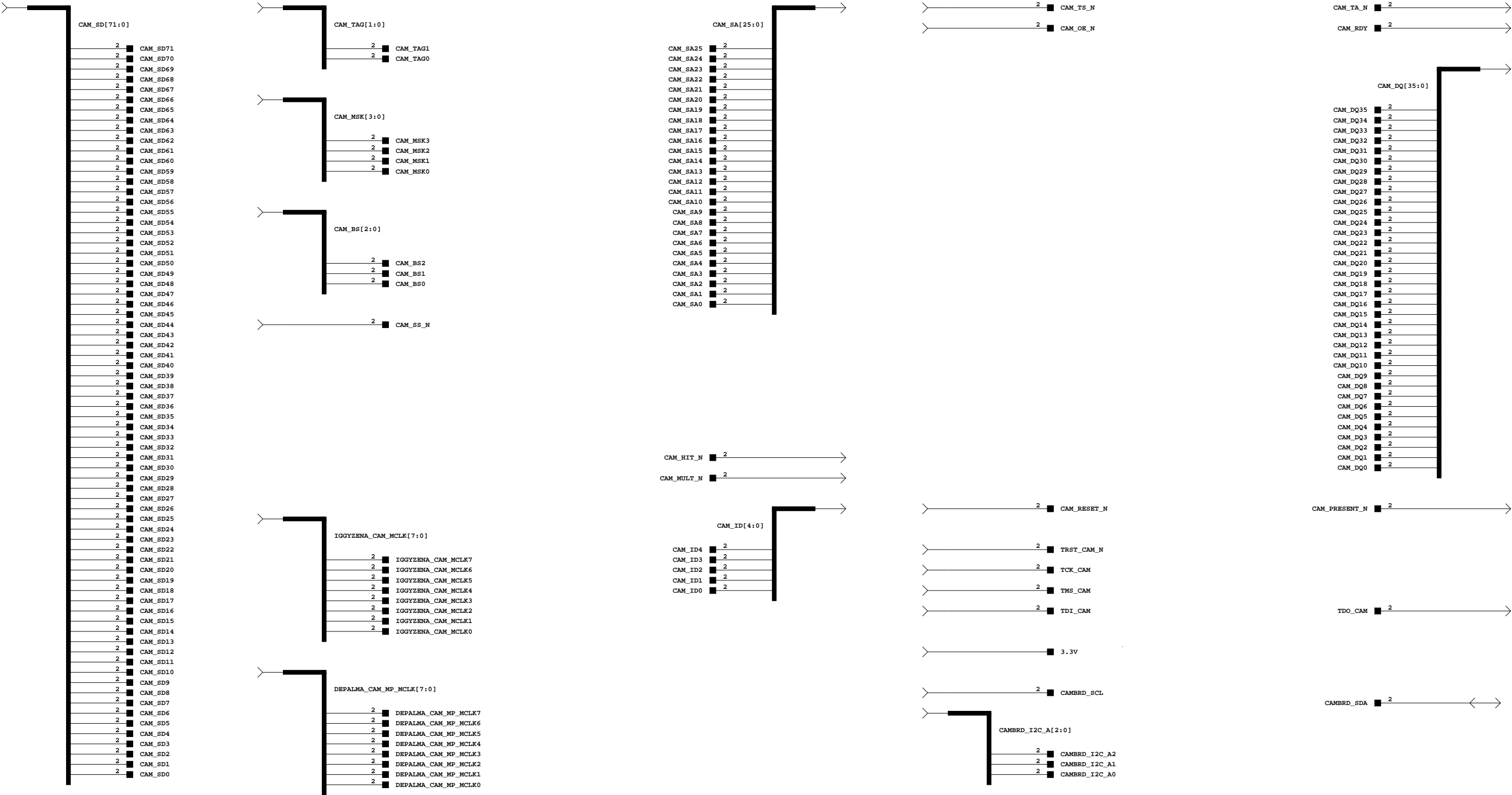
Clock Terminations

Clocks are series terminated on the NPB_BB





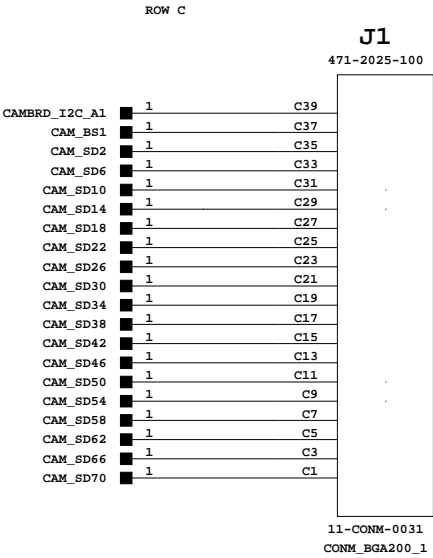
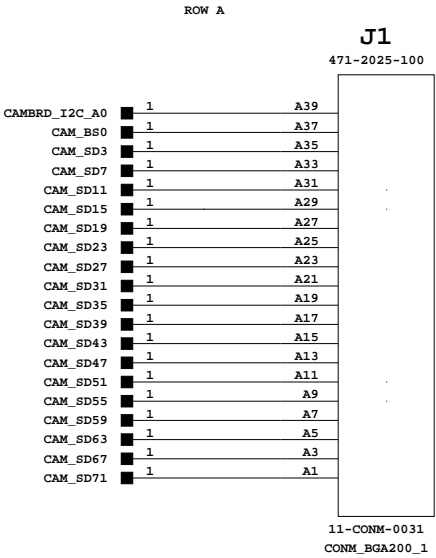
DRAWING NUMBER		
06-BD12-1001		
SIZE	REVISION	FILE NAME
B	2	IZ_CAM_ACT_CLK
SCALE	LOCAL SHEET	GLOBAL SHEET
N/A	2 OF 2	25 OF 49

I/O SIGNALS




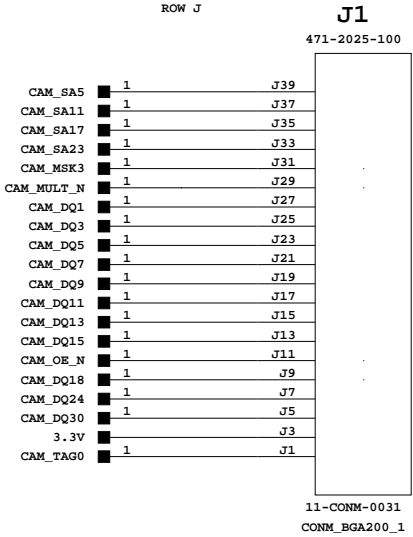


DRAWING NUMBER		
06-BD12-1001		
SIZE	REVISION	FILE NAME
B	2	CAM_MZB
SCALE	LOCAL SHEET	GLOBAL SHEET
N/A	1 OF 3	21 OF 49

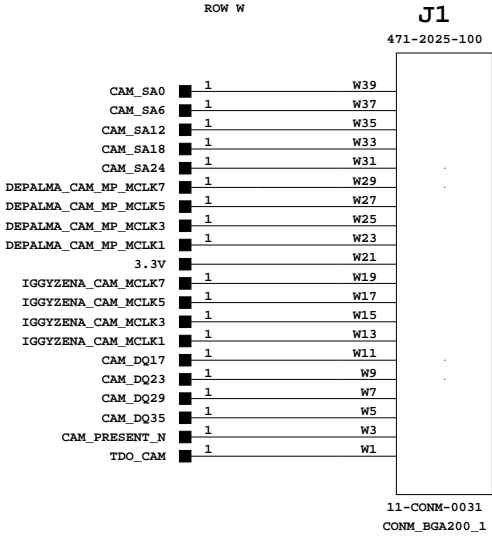

1



2



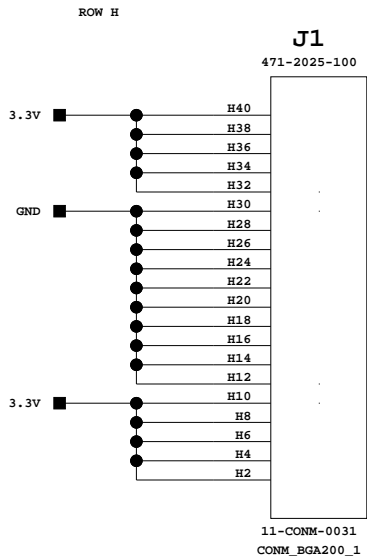
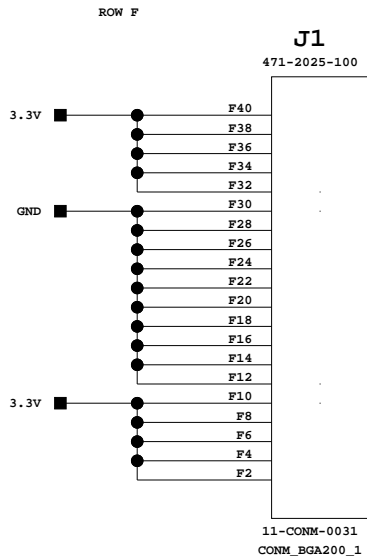
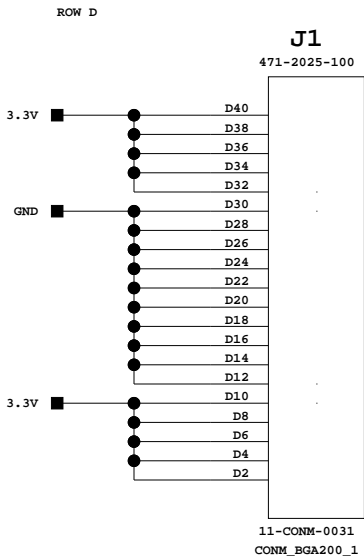
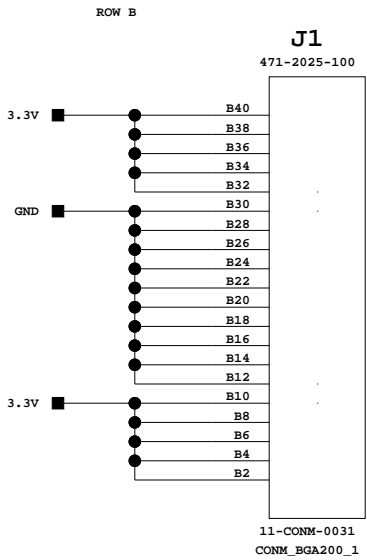
3



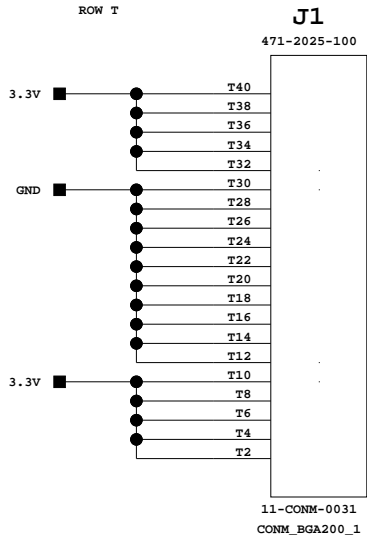
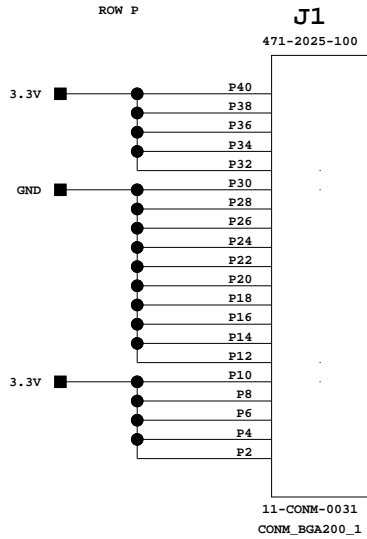
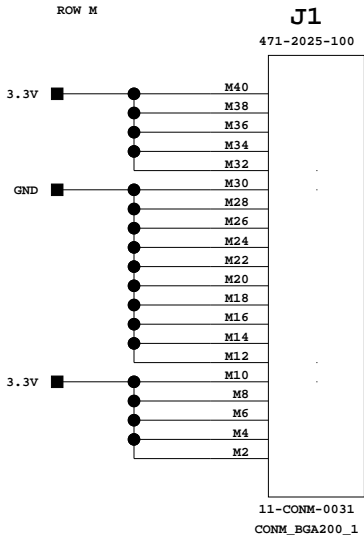

4

DRAWING NUMBER		
06-BD12-1001		
SIZE	REVISION	FILE NAME
B	2	CAM_MZB
SCALE	LOCAL SHEET	GLOBAL SHEET
N/A	2 OF 3	22 OF 49

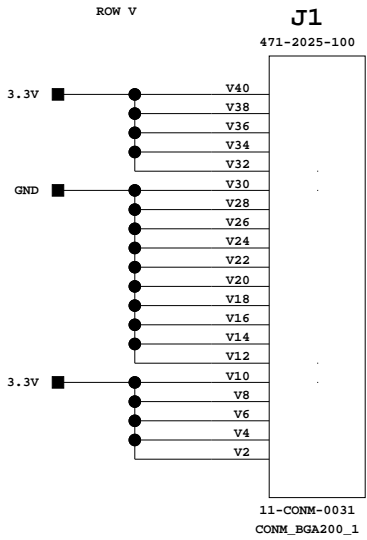
1



2



3



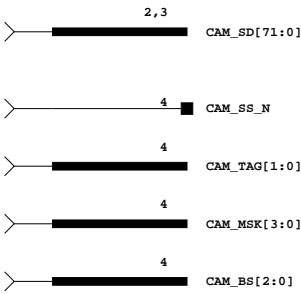
4

DRAWING NUMBER		
06-BD12-1001		
SIZE	REVISION	FILE NAME
B	2	CAM_MZB
SCALE	LOCAL SHEET	GLOBAL SHEET
N/A	3 OF 3	23 OF 49

1

1

I/O SIGNALS



2

2

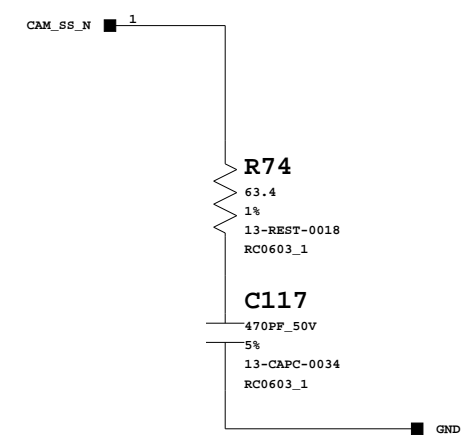
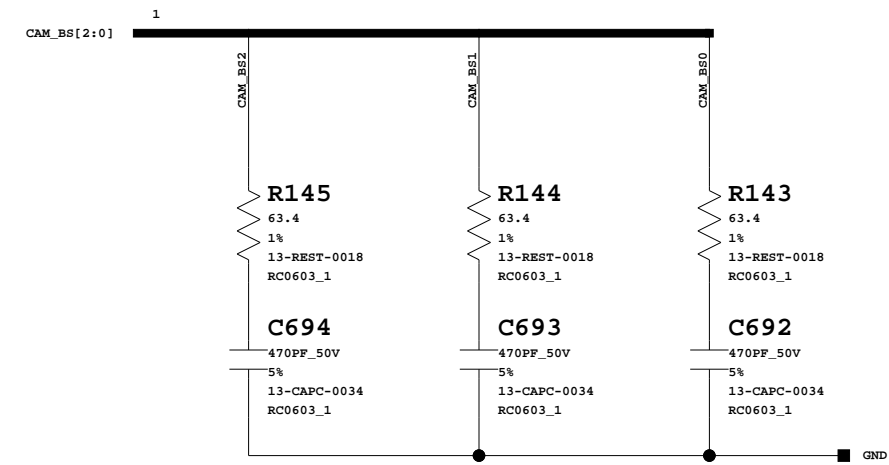
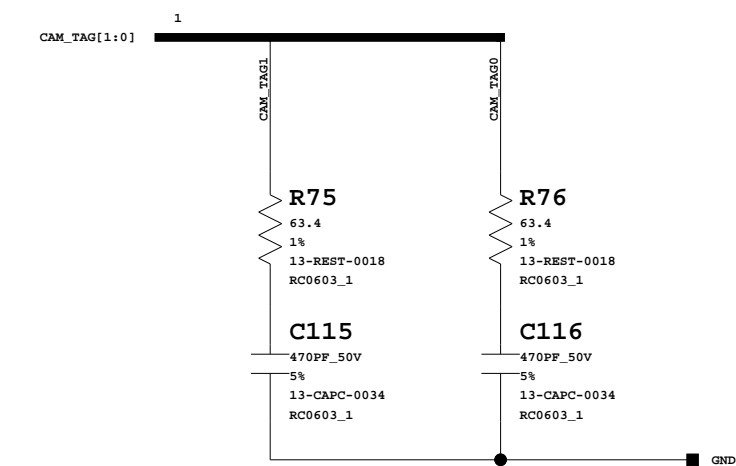
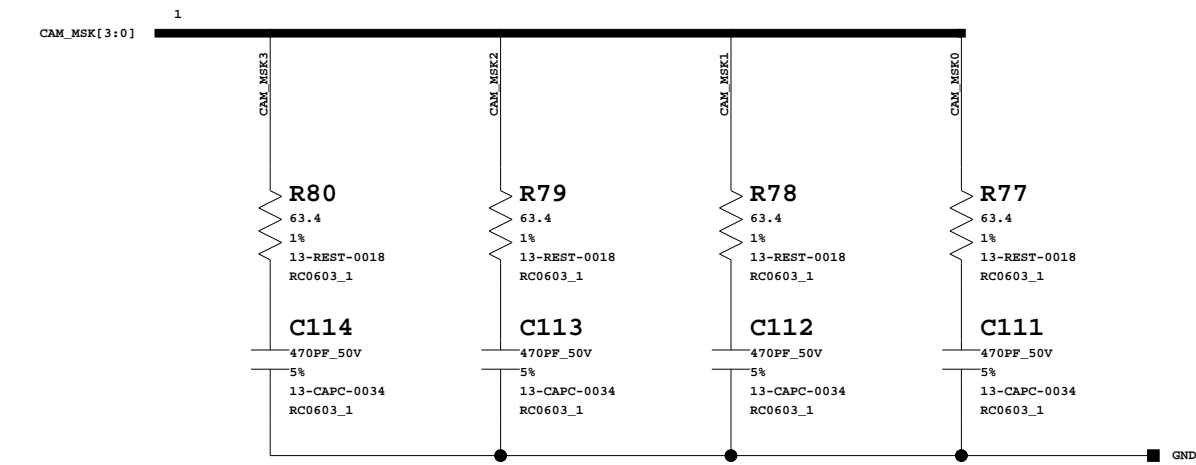
3

3

4









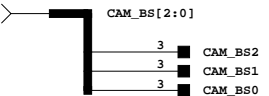
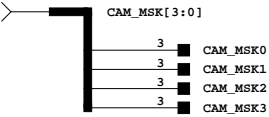
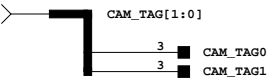
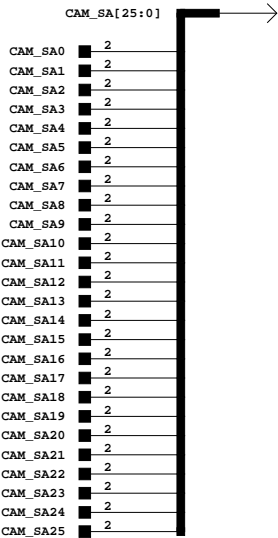


4

DRAWING NUMBER		
06-BD12-1001		
SIZE	REVISION	FILE NAME
B	2	IZ_CAM_ACT_SP
SCALE	LOCAL SHEET	GLOBAL SHEET
N/A	1 OF 4	17 OF 49



DRAWING NUMBER		
06-BD12-1001		
SIZE	REVISION	FILE NAME
B	2	IZ_CAM_ACT_SP
SCALE	LOCAL SHEET	GLOBAL SHEET
N/A	4 OF 4	20 OF 49

I/O SIGNALS



DRAWING NUMBER		
06-BD12-1001		
SIZE	REVISION	FILE NAME
B	2	CAM_CHIP
SCALE	LOCAL SHEET	GLOBAL SHEET
N/A	1 OF 6	26 OF 49

1

2

3

4

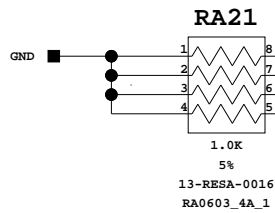
1

2

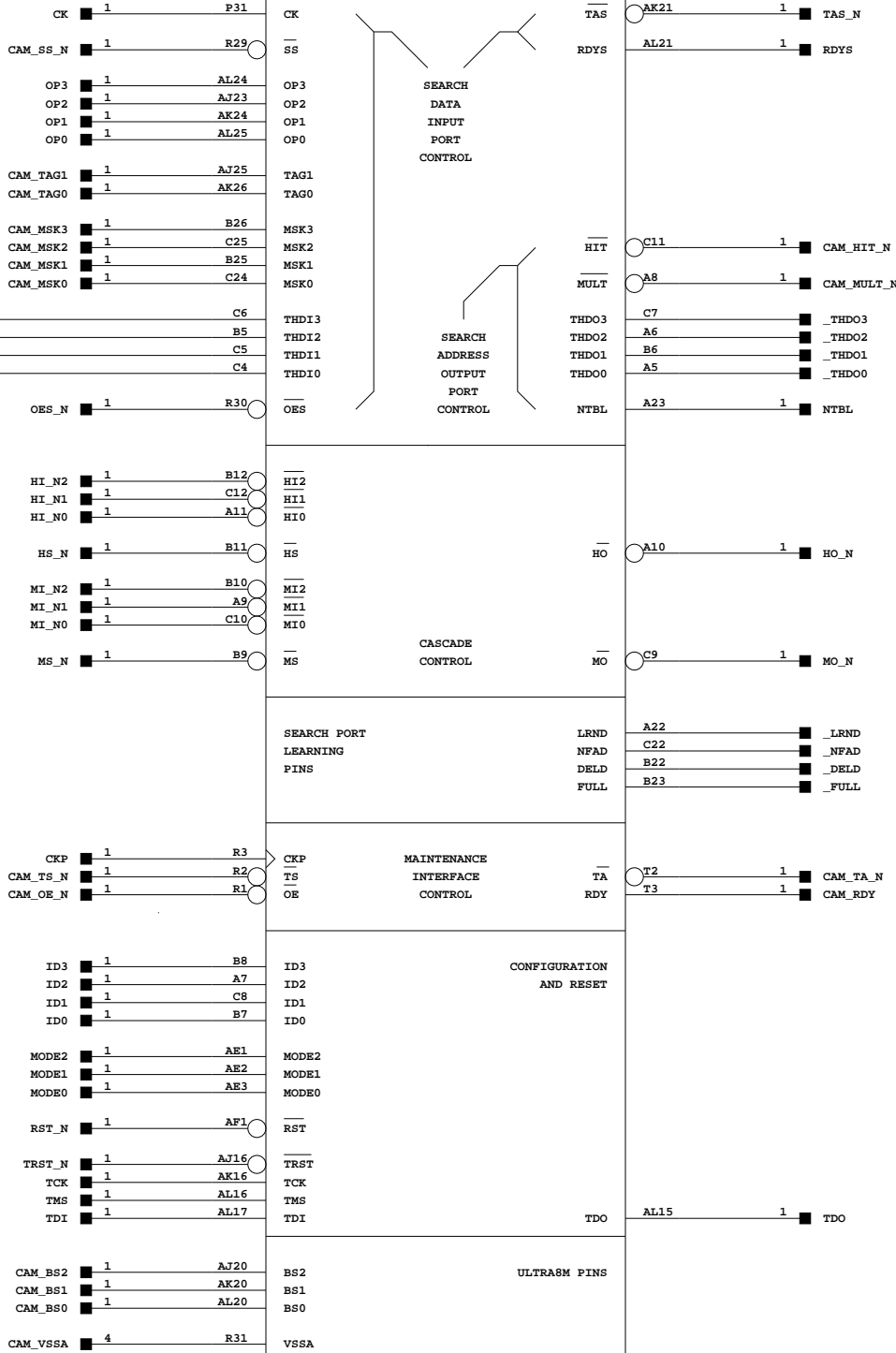
3

4

DRAWING NUMBER		
06-BD12-1001		
SIZE	REVISION	FILE NAME
B	2	CAM_CHIP
SCALE	LOCAL SHEET	GLOBAL SHEET
N/A	2 OF 6	27 OF 49



Not using thread buses



(2 OF 3)

13-MEMC-0001
BGA0569_1P27MM_1
GND;A[1:4],A[25:31],B[1:4],B[28:31],C[1:3]
GND;C[29:31],D1,D[4:6],D13,D19,D[26:28],D30
GND;D31,E1,E[4:6],E13,E19,E[26:28],E31,F4,F5
GND;F27,F28,N4,N5,N[13:19],N27,N28,P[13:19]
GND;R[13:19],T[13:19],U[13:19],V[13:19],W4,W5
GND;W[13:19],W27,W28,AF4,AF5,AF27,AF28,AG[4:6]
GND;AG13,AG19,AG[26:28],AH1,AH[4:6],AH13,AH19
GND;AH[26:28],AH31,AJ[1:3],AJ[29:31],AK[1:3]
GND;AK[29:31],AL[1:4],AL[27:31]
NC=A24,B21,B24,C21,C23,D2,D3,E2,E3,F[1:3],G[1:3]
NC=H[1:3],J3,P1,P30,T1,T31,U[1:3],V1,W31,AF[2:3]
NC=AG[1:3],AH2,AH3,AJ[4:14],AJ[17:19],AJ[21:22],AJ26
NC=AK[4:14],AK[17:19],AK22,AK23,AL[5:13],AL[18:19]
NC=AL22,AL23

DRAWING NUMBER		
06-BD12-1001		
SIZE	REVISION	FILE NAME
B	2	CAM_CHIP
SCALE	LOCAL SHEET	GLOBAL SHEET
N/A	3 OF 6	28 OF 49

U1
SCT2000

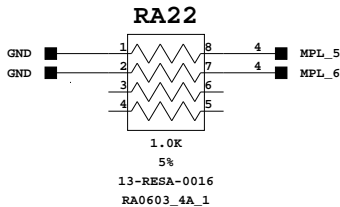
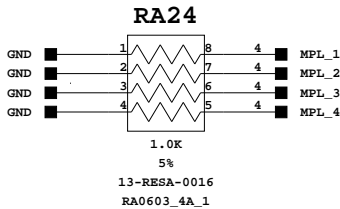
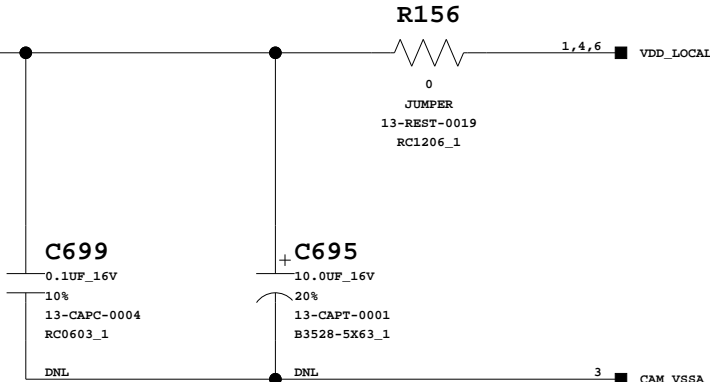
VCCIO_LOCAL	1,4,5	D7
VCCIO_LOCAL	1,4,5	D8
VCCIO_LOCAL	1,4,5	D9
VCCIO_LOCAL	1,4,5	D14
VCCIO_LOCAL	1,4,5	D18
VCCIO_LOCAL	1,4,5	D23
VCCIO_LOCAL	1,4,5	D24
VCCIO_LOCAL	1,4,5	D25
VCCIO_LOCAL	1,4,5	E7
VCCIO_LOCAL	1,4,5	E8
VCCIO_LOCAL	1,4,5	E9
VCCIO_LOCAL	1,4,5	E14
VCCIO_LOCAL	1,4,5	E18
VCCIO_LOCAL	1,4,5	E23
VCCIO_LOCAL	1,4,5	E24
VCCIO_LOCAL	1,4,5	E25
VCCIO_LOCAL	1,4,5	G4
VCCIO_LOCAL	1,4,5	G5
VCCIO_LOCAL	1,4,5	G27
VCCIO_LOCAL	1,4,5	G28
VCCIO_LOCAL	1,4,5	H4
VCCIO_LOCAL	1,4,5	H5
VCCIO_LOCAL	1,4,5	H27
VCCIO_LOCAL	1,4,5	H28
VCCIO_LOCAL	1,4,5	J4
VCCIO_LOCAL	1,4,5	J5
VCCIO_LOCAL	1,4,5	J27
VCCIO_LOCAL	1,4,5	J28
VCCIO_LOCAL	1,4,5	F4
VCCIO_LOCAL	1,4,5	P5
VCCIO_LOCAL	1,4,5	P27
VCCIO_LOCAL	1,4,5	P28
VCCIO_LOCAL	1,4,5	V4
VCCIO_LOCAL	1,4,5	V5
VCCIO_LOCAL	1,4,5	V27
VCCIO_LOCAL	1,4,5	V28
VCCIO_LOCAL	1,4,5	AC4
VCCIO_LOCAL	1,4,5	AC5
VCCIO_LOCAL	1,4,5	AC27
VCCIO_LOCAL	1,4,5	AC28
VCCIO_LOCAL	1,4,5	AD4
VCCIO_LOCAL	1,4,5	AD5
VCCIO_LOCAL	1,4,5	AD27
VCCIO_LOCAL	1,4,5	AD28
VCCIO_LOCAL	1,4,5	AE4
VCCIO_LOCAL	1,4,5	AE5
VCCIO_LOCAL	1,4,5	AE27
VCCIO_LOCAL	1,4,5	AE28
VCCIO_LOCAL	1,4,5	AG7
VCCIO_LOCAL	1,4,5	AG8
VCCIO_LOCAL	1,4,5	AG9
VCCIO_LOCAL	1,4,5	AG14
VCCIO_LOCAL	1,4,5	AG18
VCCIO_LOCAL	1,4,5	AG23
VCCIO_LOCAL	1,4,5	AG24
VCCIO_LOCAL	1,4,5	AG25
VCCIO_LOCAL	1,4,5	AH7
VCCIO_LOCAL	1,4,5	AH8
VCCIO_LOCAL	1,4,5	AH9
VCCIO_LOCAL	1,4,5	AH14
VCCIO_LOCAL	1,4,5	AH18
VCCIO_LOCAL	1,4,5	AH23
VCCIO_LOCAL	1,4,5	AH24
VCCIO_LOCAL	1,4,5	AH25

VCCIO_1		VDD_1
VCCIO_2		VDD_2
VCCIO_3		VDD_3
VCCIO_4		VDD_4
VCCIO_5		VDD_5
VCCIO_6		VDD_6
VCCIO_7		VDD_7
VCCIO_8		VDD_8
VCCIO_9		VDD_9
VCCIO_10		VDD_10
VCCIO_11		VDD_11
VCCIO_12		VDD_12
VCCIO_13		VDD_13
VCCIO_14		VDD_14
VCCIO_15		VDD_15
VCCIO_16		VDD_16
VCCIO_17		VDD_17
VCCIO_18		VDD_18
VCCIO_19		VDD_19
VCCIO_20		VDD_20
VCCIO_21		VDD_21
VCCIO_22		VDD_22
VCCIO_23		VDD_23
VCCIO_24		VDD_24
VCCIO_25		VDD_25
VCCIO_26		VDD_26
VCCIO_27		VDD_27
VCCIO_28		VDD_28
VCCIO_29		VDD_29
VCCIO_30		VDD_30
VCCIO_31		VDD_31
VCCIO_32		VDD_32
VCCIO_33		VDD_33
VCCIO_34		VDD_34
VCCIO_35		VDD_35
VCCIO_36		VDD_36
VCCIO_37		VDD_37
VCCIO_38		VDD_38
VCCIO_39		VDD_39
VCCIO_40		VDD_40
VCCIO_41		VDD_41
VCCIO_42		VDD_42
VCCIO_43		VDD_43
VCCIO_44		VDD_44
VCCIO_45		VDD_45
VCCIO_46		VDD_46
VCCIO_47		VDD_47
VCCIO_48		VDD_48
VCCIO_49		VDD_49
VCCIO_50		VDD_50
VCCIO_51		VDD_51
VCCIO_52		VDD_52
VCCIO_53		VDD_53
VCCIO_54		VDD_54
VCCIO_55		VDD_55
VCCIO_56		VDD_56
VCCIO_57		VDD_57
VCCIO_58		VDD_58
VCCIO_59		VDD_59
VCCIO_60		VDD_60
VCCIO_61		VDD_61
VCCIO_62		VDD_62
VCCIO_63		VDD_63
VCCIO_64		VDD_64
		VDD_65
		VDD_66
		VDD_67
		VDD_68
		VDD_69
		VDD_70
		VDD_71
		VDD_72


13-MEMC-0001
BGA0569_1P27MM_1
GND;A[1:4],A[25:31],B[1:4],B[28:31],C[1:3]
GND;C[29:31],D1,D[4:6],D13,D19,D[26:28],D30
GND;D31,E1,E[4:6],E13,E19,E[26:28],E31,F4,F5
GND;F27,F28,N4,N5,N[13:19],N27,N28,P[13:19]
GND;R[13:19],T[13:19],U[13:19],V[13:19],W4,W5
GND;W[13:19],W27,W28,AF4,AF5,AF27,AF28,AG[4:6]
GND;AG13,AG19,AG[26:28],AH1,AH[4:6],AH13,AH19
GND;AH[26:28],AH31,AJ[1:3],AJ[29:31],AK[1:3]
GND;AK[29:31],AL[1:4],AL[27:31]
NC=A24,B21,B24,C21,C23,D2,D3,E2,E3,F[1:3],G[1:3]
NC=H[1:3],J3,P1,P30,T1,T31,U[1:3],V1,W31,AF[2:3]
NC=AG[1:3],AH2,AH3,AJ[4:14],AJ[17:19],AJ[21:22],AJ26
NC=AK[4:14],AK[17:19],AK22,AK23,AL[5:13],AL[18:19]
NC=AL22,AL23

D10	1,4,6	VDD_LOCAL
D11	1,4,6	VDD_LOCAL
D12	1,4,6	VDD_LOCAL
D15	1,4,6	VDD_LOCAL
D16	1,4,6	VDD_LOCAL
D17	1,4,6	VDD_LOCAL
D20	1,4,6	VDD_LOCAL
D21	1,4,6	VDD_LOCAL
D22	1,4,6	VDD_LOCAL
E10	1,4,6	VDD_LOCAL
E11	1,4,6	VDD_LOCAL
E12	1,4,6	VDD_LOCAL
E15	1,4,6	VDD_LOCAL
E16	1,4,6	VDD_LOCAL
E17	1,4,6	VDD_LOCAL
E20	1,4,6	VDD_LOCAL
E21	1,4,6	VDD_LOCAL
E22	1,4,6	VDD_LOCAL
K4	1,4,6	VDD_LOCAL
K5	1,4,6	VDD_LOCAL
K27	1,4,6	VDD_LOCAL
K28	1,4,6	VDD_LOCAL
L4	1,4,6	VDD_LOCAL
L5	1,4,6	VDD_LOCAL
L27	1,4,6	VDD_LOCAL
L28	1,4,6	VDD_LOCAL
M4	1,4,6	VDD_LOCAL
M5	1,4,6	VDD_LOCAL
M27	1,4,6	VDD_LOCAL
M28	1,4,6	VDD_LOCAL
R4	1,4,6	VDD_LOCAL
R5	1,4,6	VDD_LOCAL
R27	1,4,6	VDD_LOCAL
R28		
T4	1,4,6	VDD_LOCAL
T5	1,4,6	VDD_LOCAL
T27	1,4,6	VDD_LOCAL
T28	1,4,6	VDD_LOCAL
U4	1,4,6	VDD_LOCAL
U5	1,4,6	VDD_LOCAL
U27	1,4,6	VDD_LOCAL
U28	1,4,6	VDD_LOCAL
Y4	1,4,6	VDD_LOCAL
Y5	1,4,6	VDD_LOCAL
Y27	1,4,6	VDD_LOCAL
Y28	1,4,6	VDD_LOCAL
AA4	1,4,6	VDD_LOCAL
AA5	1,4,6	VDD_LOCAL
AA27	1,4,6	VDD_LOCAL
AA28	1,4,6	VDD_LOCAL
AB4	1,4,6	VDD_LOCAL
AB5	1,4,6	VDD_LOCAL
AB27	1,4,6	VDD_LOCAL
AB28	1,4,6	VDD_LOCAL
AG10	1,4,6	VDD_LOCAL
AG11	1,4,6	VDD_LOCAL
AG12	1,4,6	VDD_LOCAL
AG15	1,4,6	VDD_LOCAL
AG16	1,4,6	VDD_LOCAL
AG17	1,4,6	VDD_LOCAL
AG20	1,4,6	VDD_LOCAL
AG21	1,4,6	VDD_LOCAL
AG22	1,4,6	VDD_LOCAL
AH10	1,4,6	VDD_LOCAL
AH11	1,4,6	VDD_LOCAL
AH12	1,4,6	VDD_LOCAL
AH15	1,4,6	VDD_LOCAL
AH16	1,4,6	VDD_LOCAL
AH17	1,4,6	VDD_LOCAL
AH20	1,4,6	VDD_LOCAL
AH21	1,4,6	VDD_LOCAL
AH22	1,4,6	VDD_LOCAL

Replace this with a 100ohm inductor
if PLL is ever used. See data sheet.
For layout considerations, see data sheet.



DRAWING NUMBER		
06-BD12-1001		
SIZE	REVISION	FILE NAME
B	2	CAM_CHIP
SCALE	LOCAL SHEET	GLOBAL SHEET
N/A	4 OF 6	29 OF 49



DRAWING NUMBER		
06-BD12-1001		
SIZE	REVISION	FILE NAME
B	2	CAM_CHIP
SCALE	LOCAL SHEET	GLOBAL SHEET
N/A	5 OF 6	30 OF 49

1

2

3

4



1


2

3

4

DRAWING NUMBER		
06-BD12-1001		
SIZE	REVISION	FILE NAME
B	2	CAM_CHIP
SCALE	LOCAL SHEET	GLOBAL SHEET
N/A	6 OF 6	31 OF 49

I/O SIGNALS



CAM_DQ[35:0]

2

CAM_DQ0

2

CAM_DQ1

2

CAM_DQ2

2

CAM_DQ3

2

CAM_DQ4

2

CAM_DQ5

2

CAM_DQ6

2

CAM_DQ7

2

CAM_DQ8

2

CAM_DQ9

2

CAM_DQ10

2

CAM_DQ11

2

CAM_DQ12

2

CAM_DQ13

2

CAM_DQ14

2

CAM_DQ15

2

CAM_DQ16

2

CAM_DQ17

2

CAM_DQ18

2

CAM_DQ19

2

CAM_DQ20

2

CAM_DQ21

2

CAM_DQ22

2

CAM_DQ23

2

CAM_DQ24

2

CAM_DQ25

2

CAM_DQ26

2

CAM_DQ27

2

CAM_DQ28

2

CAM_DQ29

2

CAM_DQ30

2

CAM_DQ31

2

CAM_DQ32

2

CAM_DQ33

2

CAM_DQ34

2

CAM_DQ35

CAM_SA[25:0]

2

CAM_SA0

2

CAM_SA1

2

CAM_SA2

2

CAM_SA3

2

CAM_SA4

2

CAM_SA5

2

CAM_SA6

2

CAM_SA7

2

CAM_SA8

2

CAM_SA9

2

CAM_SA10

2

CAM_SA11

2

CAM_SA12

2

CAM_SA13

2

CAM_SA14

2

CAM_SA15

2

CAM_SA16

2

CAM_SA17

2

CAM_SA18

2

CAM_SA19

2

CAM_SA20

2

CAM_SA21

2

CAM_SA22

2

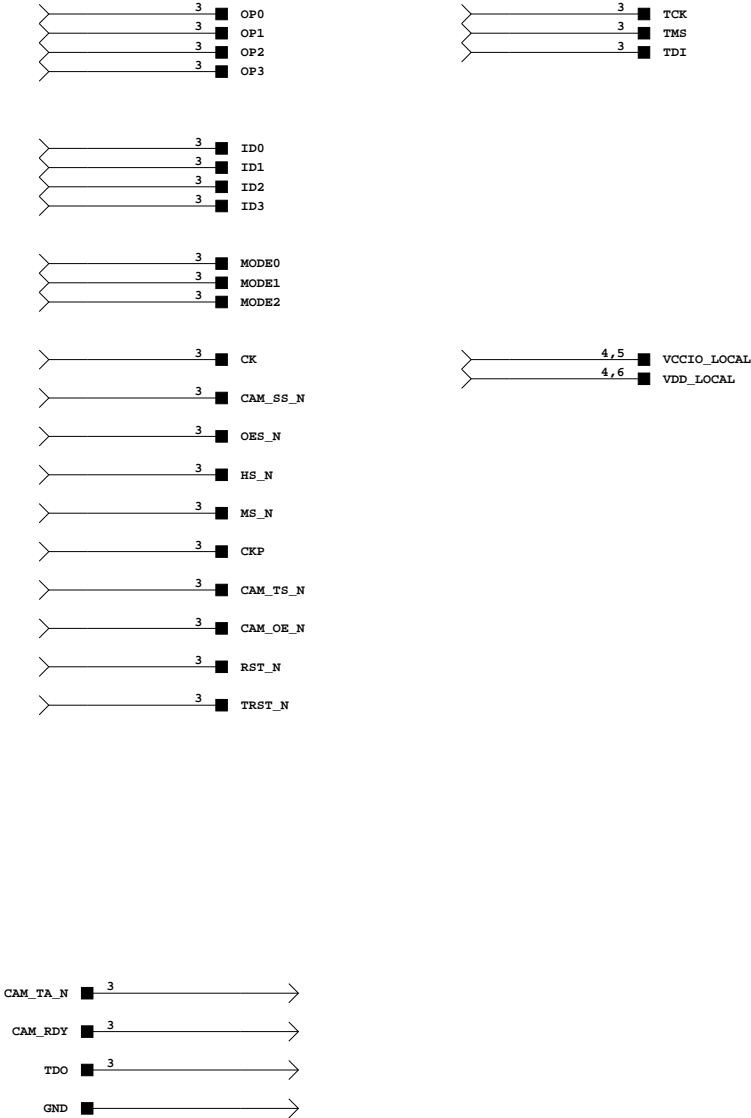
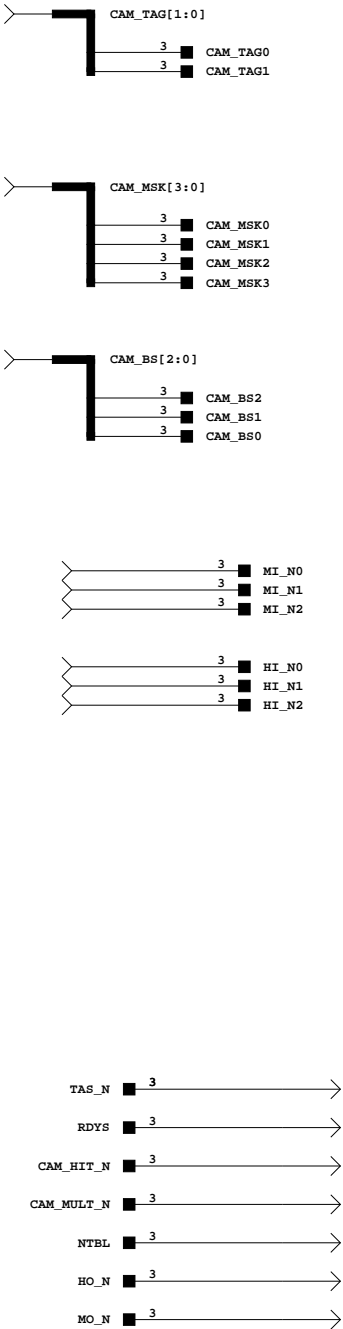
CAM_SA23

2

CAM_SA24

2

CAM_SA25



DRAWING NUMBER		
06-BD12-1001		
SIZE	REVISION	FILE NAME
B	2	CAM_CHIP
SCALE	LOCAL SHEET	GLOBAL SHEET
N/A	1 OF 6	32 OF 49

1

1

2

2

3

3

4

4

CrossProbe Example®

Training Board

DRAWING NUMBER		
06-BD12-1001		
SIZE	REVISION	FILE NAME
B	2	CAM_CHIP
SCALE	LOCAL SHEET	GLOBAL SHEET
N/A	2 OF 6	33 OF 49

U2

SCT2000

CAM_SD71 1 AK27
CAM_SD70 1 AJ27
CAM_SD69 1 AK28
CAM_SD68 1 AJ28
CAM_SD67 1 AH29
CAM_SD66 1 AH30
CAM_SD65 1 AG29
CAM_SD64 1 AG30
CAM_SD63 1 AF29
CAM_SD62 1 AG31
CAM_SD61 1 AF30
CAM_SD60 1 AE29
CAM_SD59 1 AF31
CAM_SD58 1 AE30
CAM_SD57 1 AE31
CAM_SD56 1 AD29
CAM_SD55 1 AD30
CAM_SD54 1 AD31
CAM_SD53 1 AC29
CAM_SD52 1 AC30
CAM_SD51 1 AC31
CAM_SD50 1 AB29
CAM_SD49 1 AB30
CAM_SD48 1 AB31
CAM_SD47 1 AA29
CAM_SD46 1 AA30
CAM_SD45 1 AA31
CAM_SD44 1 Y29
CAM_SD43 1 Y30
CAM_SD42 1 Y31
CAM_SD41 1 W29
CAM_SD40 1 W30
CAM_SD39 1 V29
CAM_SD38 1 V30
CAM_SD37 1 V31
CAM_SD36 1 U29
CAM_SD35 1 U30
CAM_SD34 1 U31
CAM_SD33 1 T30
CAM_SD32 1 T29
CAM_SD31 1 P29
CAM_SD30 1 N31
CAM_SD29 1 N30
CAM_SD28 1 N29
CAM_SD27 1 M31
CAM_SD26 1 M30
CAM_SD25 1 M29
CAM_SD24 1 L31
CAM_SD23 1 L30
CAM_SD22 1 L29
CAM_SD21 1 K31
CAM_SD20 1 K30
CAM_SD19 1 K29
CAM_SD18 1 J31
CAM_SD17 1 J30
CAM_SD16 1 J29
CAM_SD15 1 H31
CAM_SD14 1 H30
CAM_SD13 1 H29
CAM_SD12 1 G31
CAM_SD11 1 G30
CAM_SD10 1 G29
CAM_SD9 1 F31
CAM_SD8 1 F30
CAM_SD7 1 F29
CAM_SD6 1 E30
CAM_SD5 1 E29
CAM_SD4 1 D29
CAM_SD3 1 C28
CAM_SD2 1 C27
CAM_SD1 1 B27
CAM_SD0 1 C26

SD71
SD70
SD69
SD68
SD67
SD66
SD65
SD64
SD63
SD62
SD61
SD60
SD59
SD58
SD57
SD56
SD55
SD54
SD53
SD52
SD51
SD50
SD49
SD48
SD47
SD46
SD45
SD44
SD43
SD42
SD41
SD40
SD39
SD38
SD37
SD36
SD35
SD34
SD33
SD32
SD31
SD30
SD29
SD28
SD27
SD26
SD25
SD24
SD23
SD22
SD21
SD20
SD19
SD18
SD17
SD16
SD15
SD14
SD13
SD12
SD11
SD10
SD9
SD8
SD7
SD6
SD5
SD4
SD3
SD2
SD1
SD0

SEARCH
DATA
INPUT
BUS

SEARCH
ADDRESS
OUTPUT
BUS

MAINTENANCE
PORT

(1 OF 3)

13-MEMC-0001

BGA0569_1P27MM_1

GND;A[1:4],A[25:31],B[1:4],B[28:31],C[1:3]
GND;C[29:31],D1,D[4:6],D13,D19,D[26:28],D30
GND;D31,E1,E[4:6],E13,E19,E[26:28],E31,F4,F5
GND;F27,F28,N4,N5,N[13:19],N27,N28,P[13:19]
GND;R[13:19],T[13:19],U[13:19],V[13:19],W4,W5
GND;W[13:19],W27,W28,AF4,AF5,AF27,AF28,AG[4:6]
GND;AG13,AG19,AG[26:28],AH1,AH[4:6],AH13,AH19
GND;AH[26:28],AH31,AJ[1:3],AJ[29:31],AK[1:3]
GND;AK[29:31],AL[1:4],AL[27:31]
NC=A24,B21,B24,C21,C23,D2,D3,E2,E3,F[1:3],G[1:3]
NC=H[1:3],J3,P1,P30,T1,T31,U[1:3],V1,W31,AF[2:3]
NC=AG[1:3],AH2,AH3,AJ[4:14],AJ[17:19],AJ[21:22],AJ26
NC=AK[4:14],AK[17:19],AK22,AK23,AL[5:13],AL[18:19]
NC=AL22,AL23

SA25
SA24
SA23
SA22
SA21
SA20
SA19
SA18
SA17
SA16
SA15
SA14
SA13
SA12
SA11
SA10
SA9
SA8
SA7
SA6
SA5
SA4
SA3
SA2
SA1
SA0

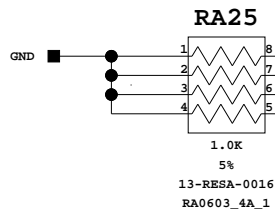
A21 1
C20 1
B20 1
A20 1
C19 1
B19 1
A19 1
B18 1
C18 1
A18 1
A17 1
B17 1
C17 1
A16 1
B16 1
C16 1
A15 1
B15 1
C15 1
A14 1
B14 1
C14 1
A13 1
B13 1
C13 1
A12 1

CAM_SA25
CAM_SA24
CAM_SA23
CAM_SA22
CAM_SA21
CAM_SA20
CAM_SA19
CAM_SA18
CAM_SA17
CAM_SA16
CAM_SA15
CAM_SA14
CAM_SA13
CAM_SA12
CAM_SA11
CAM_SA10
CAM_SA9
CAM_SA8
CAM_SA7
CAM_SA6
CAM_SA5
CAM_SA4
CAM_SA3
CAM_SA2
CAM_SA1
CAM_SA0

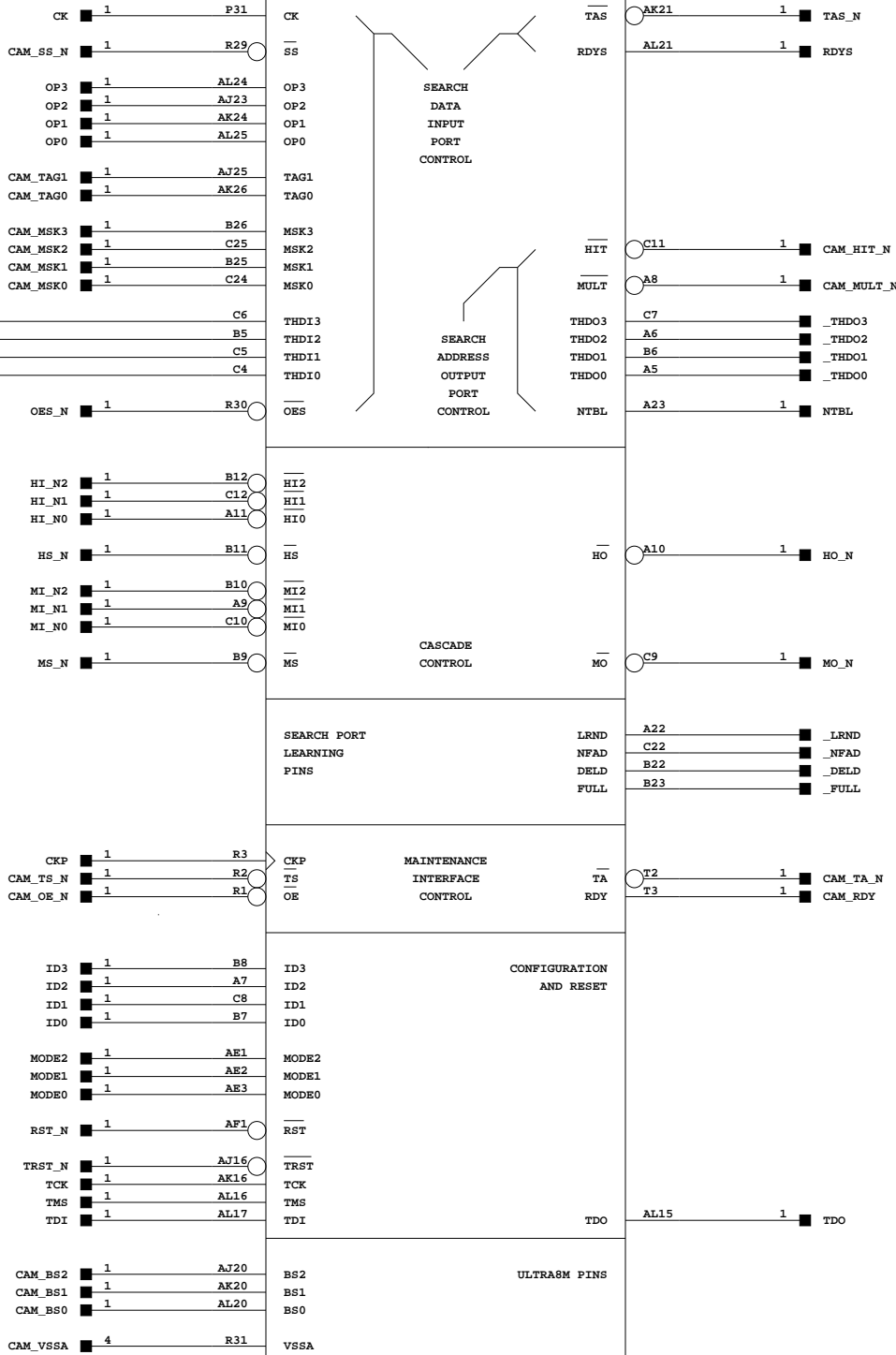
DQ35
DQ34
DQ33
DQ32
DQ31
DQ30
DQ29
DQ28
DQ27
DQ26
DQ25
DQ24
DQ23
DQ22
DQ21
DQ20
DQ19
DQ18
DQ17
DQ16
DQ15
DQ14
DQ13
DQ12
DQ11
DQ10
DQ9
DQ8
DQ7
DQ6
DQ5
DQ4
DQ3
DQ2
DQ1
DQ0

AD3 1
AD2 1
AD1 1
AC3 1
AC2 1
AC1 1
AB3 1
AB2 1
AB1 1
AA3 1
AA2 1
AA1 1
Y3 1
Y2 1
Y1 1
W3 1
W2 1
W1 1
V3 1
V2 1
P2 1
P3 1
N1 1
N2 1
N3 1
M1 1
M2 1
M3 1
L1 1
L2 1
L3 1
K1 1
K2 1
K3 1
J1 1
J2 1

CAM_DQ35
CAM_DQ34
CAM_DQ33
CAM_DQ32
CAM_DQ31
CAM_DQ30
CAM_DQ29
CAM_DQ28
CAM_DQ27
CAM_DQ26
CAM_DQ25
CAM_DQ24
CAM_DQ23
CAM_DQ22
CAM_DQ21
CAM_DQ20
CAM_DQ19
CAM_DQ18
CAM_DQ17
CAM_DQ16
CAM_DQ15
CAM_DQ14
CAM_DQ13
CAM_DQ12
CAM_DQ11
CAM_DQ10
CAM_DQ9
CAM_DQ8
CAM_DQ7
CAM_DQ6
CAM_DQ5
CAM_DQ4
CAM_DQ3
CAM_DQ2
CAM_DQ1
CAM_DQ0



Not using thread buses



(2 OF 3)

13-MEMC-0001
BGA0569_1P27MM_1
GND;A[1:4],A[25:31],B[1:4],B[28:31],C[1:3]
GND;C[29:31],D1,D[4:6],D13,D19,D[26:28],D30
GND;D31,E1,E[4:6],E13,E19,E[26:28],E31,F4,F5
GND;F27,F28,N4,N5,N[13:19],N27,N28,P[13:19]
GND;R[13:19],T[13:19],U[13:19],V[13:19],W4,W5
GND;W[13:19],W27,W28,AF4,AF5,AF27,AF28,AG[4:6]
GND;AG13,AG19,AG[26:28],AH1,AH[4:6],AH13,AH19
GND;AH[26:28],AH31,AJ[1:3],AJ[29:31],AK[1:3]
GND;AK[29:31],AL[1:4],AL[27:31]
NC=A24,B21,B24,C21,C23,D2,D3,E2,E3,F[1:3],G[1:3]
NC=H[1:3],J3,P1,P30,T1,T31,U[1:3],V1,W31,AF[2:3]
NC=AG[1:3],AH2,AH3,AJ[4:14],AJ[17:19],AJ[21:22],AJ26
NC=AK[4:14],AK[17:19],AK22,AK23,AL[5:13],AL[18:19]
NC=AL22,AL23

Training Board

CrossProbe Example

DRAWING NUMBER		
06-BD12-1001		
SIZE	REVISION	FILE NAME
B	2	CAM_CHIP
SCALE	LOCAL SHEET	GLOBAL SHEET
N/A	3 OF 6	34 OF 49

U2

SCT2000

VCCIO_LOCAL	1,4,5	D7
VCCIO_LOCAL	1,4,5	D8
VCCIO_LOCAL	1,4,5	D9
VCCIO_LOCAL	1,4,5	D14
VCCIO_LOCAL	1,4,5	D18
VCCIO_LOCAL	1,4,5	D23
VCCIO_LOCAL	1,4,5	D24
VCCIO_LOCAL	1,4,5	D25
VCCIO_LOCAL	1,4,5	E7
VCCIO_LOCAL	1,4,5	E8
VCCIO_LOCAL	1,4,5	E9
VCCIO_LOCAL	1,4,5	E14
VCCIO_LOCAL	1,4,5	E18
VCCIO_LOCAL	1,4,5	E23
VCCIO_LOCAL	1,4,5	E24
VCCIO_LOCAL	1,4,5	E25
VCCIO_LOCAL	1,4,5	G4
VCCIO_LOCAL	1,4,5	G5
VCCIO_LOCAL	1,4,5	G27
VCCIO_LOCAL	1,4,5	G28
VCCIO_LOCAL	1,4,5	H4
VCCIO_LOCAL	1,4,5	H5
VCCIO_LOCAL	1,4,5	H27
VCCIO_LOCAL	1,4,5	H28
VCCIO_LOCAL	1,4,5	J4
VCCIO_LOCAL	1,4,5	J5
VCCIO_LOCAL	1,4,5	J27
VCCIO_LOCAL	1,4,5	J28
VCCIO_LOCAL	1,4,5	F4
VCCIO_LOCAL	1,4,5	P5
VCCIO_LOCAL	1,4,5	P27
VCCIO_LOCAL	1,4,5	P28
VCCIO_LOCAL	1,4,5	V4
VCCIO_LOCAL	1,4,5	V5
VCCIO_LOCAL	1,4,5	V27
VCCIO_LOCAL	1,4,5	V28
VCCIO_LOCAL	1,4,5	AC4
VCCIO_LOCAL	1,4,5	AC5
VCCIO_LOCAL	1,4,5	AC27
VCCIO_LOCAL	1,4,5	AC28
VCCIO_LOCAL	1,4,5	AD4
VCCIO_LOCAL	1,4,5	AD5
VCCIO_LOCAL	1,4,5	AD27
VCCIO_LOCAL	1,4,5	AD28
VCCIO_LOCAL	1,4,5	AE4
VCCIO_LOCAL	1,4,5	AE5
VCCIO_LOCAL	1,4,5	AE27
VCCIO_LOCAL	1,4,5	AE28
VCCIO_LOCAL	1,4,5	AG7
VCCIO_LOCAL	1,4,5	AG8
VCCIO_LOCAL	1,4,5	AG9
VCCIO_LOCAL	1,4,5	AG14
VCCIO_LOCAL	1,4,5	AG18
VCCIO_LOCAL	1,4,5	AG23
VCCIO_LOCAL	1,4,5	AG24
VCCIO_LOCAL	1,4,5	AG25
VCCIO_LOCAL	1,4,5	AH7
VCCIO_LOCAL	1,4,5	AH8
VCCIO_LOCAL	1,4,5	AH9
VCCIO_LOCAL	1,4,5	AH14
VCCIO_LOCAL	1,4,5	AH18
VCCIO_LOCAL	1,4,5	AH23
VCCIO_LOCAL	1,4,5	AH24
VCCIO_LOCAL	1,4,5	AH25

MPL_1	4	AJ15
MPL_2	4	AJ24
MPL_3	4	AK15
MPL_4	4	AK25
MPL_5	4	AL14
MPL_6	4	AL26

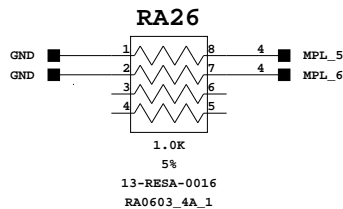
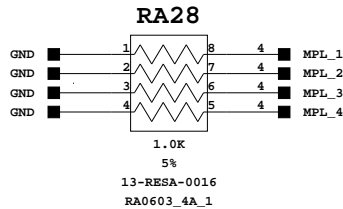
MUST
FULL
LOW

(3 OF 3)

13-MEMC-0001
BGA0569_1P27MM_1
GND;A[1:4],A[25:31],B[1:4],B[28:31],C[1:3]
GND;C[29:31],D1,D[4:6],D13,D19,D[26:28],D30
GND;D31,E1,E[4:6],E13,E19,E[26:28],E31,F4,F5
GND;F27,F28,N4,N5,N[13:19],N27,N28,P[13:19]
GND;R[13:19],T[13:19],U[13:19],V[13:19],W4,W5
GND;W[13:19],W27,W28,AF4,AF5,AF27,AF28,AG[4:6]
GND;AG13,AG19,AG[26:28],AH1,AH[4:6],AH13,AH19
GND;AH[26:28],AH31,AJ[1:3],AJ[29:31],AK[1:3]
GND;AK[29:31],AL[1:4],AL[27:31]
NC=A24,B21,B24,C21,C23,D2,D3,E2,E3,F[1:3],G[1:3]
NC=H[1:3],J3,P1,P30,T1,T31,U[1:3],V1,W31,AF[2:3]
NC=AG[1:3],AH2,AH3,AJ[4:14],AJ[17:19],AJ[21:22],AJ26
NC=AK[4:14],AK[17:19],AK22,AK23,AL[5:13],AL[18:19]
NC=AL22,AL23

VDD_1	D10	1,4,6	VDD_LOCAL
VDD_2	D11	1,4,6	VDD_LOCAL
VDD_3	D12	1,4,6	VDD_LOCAL
VDD_4	D15	1,4,6	VDD_LOCAL
VDD_5	D16	1,4,6	VDD_LOCAL
VDD_6	D17	1,4,6	VDD_LOCAL
VDD_7	D20	1,4,6	VDD_LOCAL
VDD_8	D21	1,4,6	VDD_LOCAL
VDD_9	D22	1,4,6	VDD_LOCAL
VDD_10	E10	1,4,6	VDD_LOCAL
VDD_11	E11	1,4,6	VDD_LOCAL
VDD_12	E12	1,4,6	VDD_LOCAL
VDD_13	E15	1,4,6	VDD_LOCAL
VDD_14	E16	1,4,6	VDD_LOCAL
VDD_15	E17	1,4,6	VDD_LOCAL
VDD_16	E20	1,4,6	VDD_LOCAL
VDD_17	E21	1,4,6	VDD_LOCAL
VDD_18	E22	1,4,6	VDD_LOCAL
VDD_19	K4	1,4,6	VDD_LOCAL
VDD_20	K5	1,4,6	VDD_LOCAL
VDD_21	K27	1,4,6	VDD_LOCAL
VDD_22	K28	1,4,6	VDD_LOCAL
VDD_23	L4	1,4,6	VDD_LOCAL
VDD_24	L5	1,4,6	VDD_LOCAL
VDD_25	L27	1,4,6	VDD_LOCAL
VDD_26	L28	1,4,6	VDD_LOCAL
VDD_27	M4	1,4,6	VDD_LOCAL
VDD_28	M5	1,4,6	VDD_LOCAL
VDD_29	M27	1,4,6	VDD_LOCAL
VDD_30	M28	1,4,6	VDD_LOCAL
VDD_31	R4	1,4,6	VDD_LOCAL
VDD_32	R5	1,4,6	VDD_LOCAL
VDD_33	R27	1,4,6	VDD_LOCAL
VDD_34	R28	1,4,6	VDD_LOCAL
VDD_35	T4	1,4,6	VDD_LOCAL
VDD_36	T5	1,4,6	VDD_LOCAL
VDD_37	T27	1,4,6	VDD_LOCAL
VDD_38	T28	1,4,6	VDD_LOCAL
VDD_39	U4	1,4,6	VDD_LOCAL
VDD_40	U5	1,4,6	VDD_LOCAL
VDD_41	U27	1,4,6	VDD_LOCAL
VDD_42	U28	1,4,6	VDD_LOCAL
VDD_43	Y4	1,4,6	VDD_LOCAL
VDD_44	Y5	1,4,6	VDD_LOCAL
VDD_45	Y27	1,4,6	VDD_LOCAL
VDD_46	Y28	1,4,6	VDD_LOCAL
VDD_47	AA4	1,4,6	VDD_LOCAL
VDD_48	AA5	1,4,6	VDD_LOCAL
VDD_49	AA27	1,4,6	VDD_LOCAL
VDD_50	AA28	1,4,6	VDD_LOCAL
VDD_51	AB4	1,4,6	VDD_LOCAL
VDD_52	AB5	1,4,6	VDD_LOCAL
VDD_53	AB27	1,4,6	VDD_LOCAL
VDD_54	AB28	1,4,6	VDD_LOCAL
VDD_55	AG10	1,4,6	VDD_LOCAL
VDD_56	AG11	1,4,6	VDD_LOCAL
VDD_57	AG12	1,4,6	VDD_LOCAL
VDD_58	AG15	1,4,6	VDD_LOCAL
VDD_59	AG16	1,4,6	VDD_LOCAL
VDD_60	AG17	1,4,6	VDD_LOCAL
VDD_61	AG20	1,4,6	VDD_LOCAL
VDD_62	AG21	1,4,6	VDD_LOCAL
VDD_63	AG22	1,4,6	VDD_LOCAL
VDD_64	AH10	1,4,6	VDD_LOCAL
VDD_65	AH11	1,4,6	VDD_LOCAL
VDD_66	AH12	1,4,6	VDD_LOCAL
VDD_67	AH15	1,4,6	VDD_LOCAL
VDD_68	AH16	1,4,6	VDD_LOCAL
VDD_69	AH17	1,4,6	VDD_LOCAL
VDD_70	AH20	1,4,6	VDD_LOCAL
VDD_71	AH21	1,4,6	VDD_LOCAL
VDD_72	AH22	1,4,6	VDD_LOCAL

Replace this with a 100ohm inductor
if PLL is ever used. See data sheet.
For layout considerations, see data sheet.



DRAWING NUMBER		
06-BD12-1001		
SIZE	REVISION	FILE NAME
B	2	CAM_CHIP
SCALE	LOCAL SHEET	GLOBAL SHEET
N/A	4 OF 6	35 OF 49

1

1

2

2

3










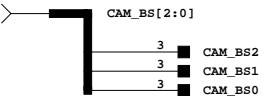
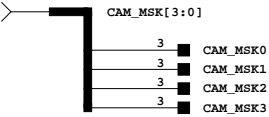
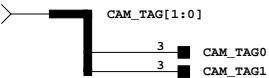
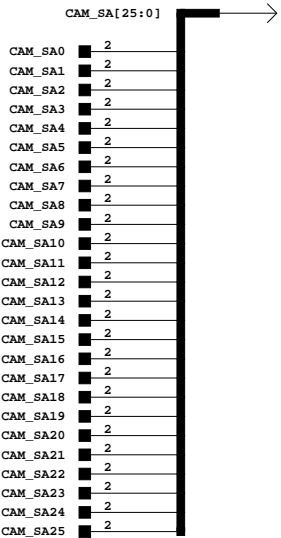


3

4

4



I/O SIGNALS



DRAWING NUMBER		
06-BD12-1001		
SIZE	REVISION	FILE NAME
B	2	CAM_CHIP
SCALE	LOCAL SHEET	GLOBAL SHEET
N/A	1 OF 6	38 OF 49

1

1

2

2

3

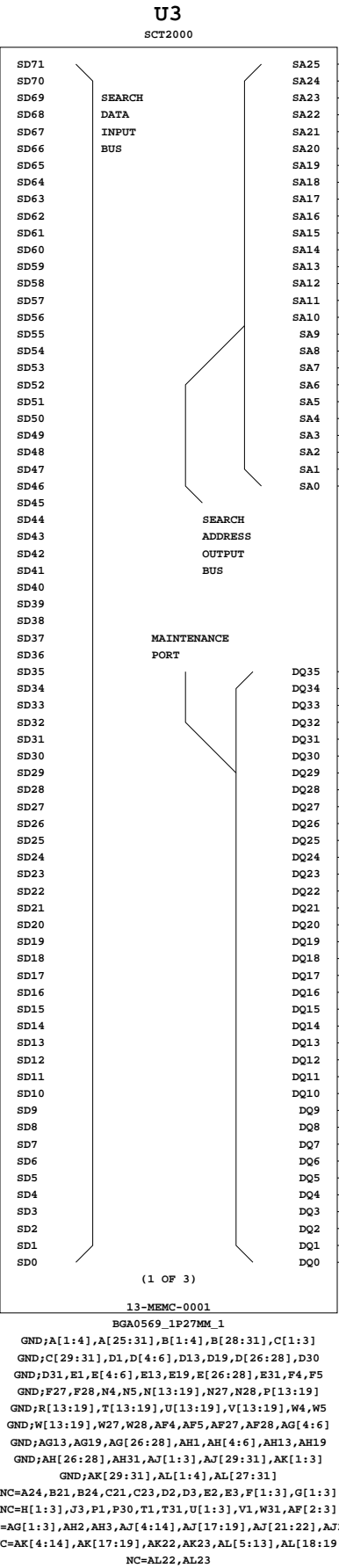
3

4

4

CrossProbe Example

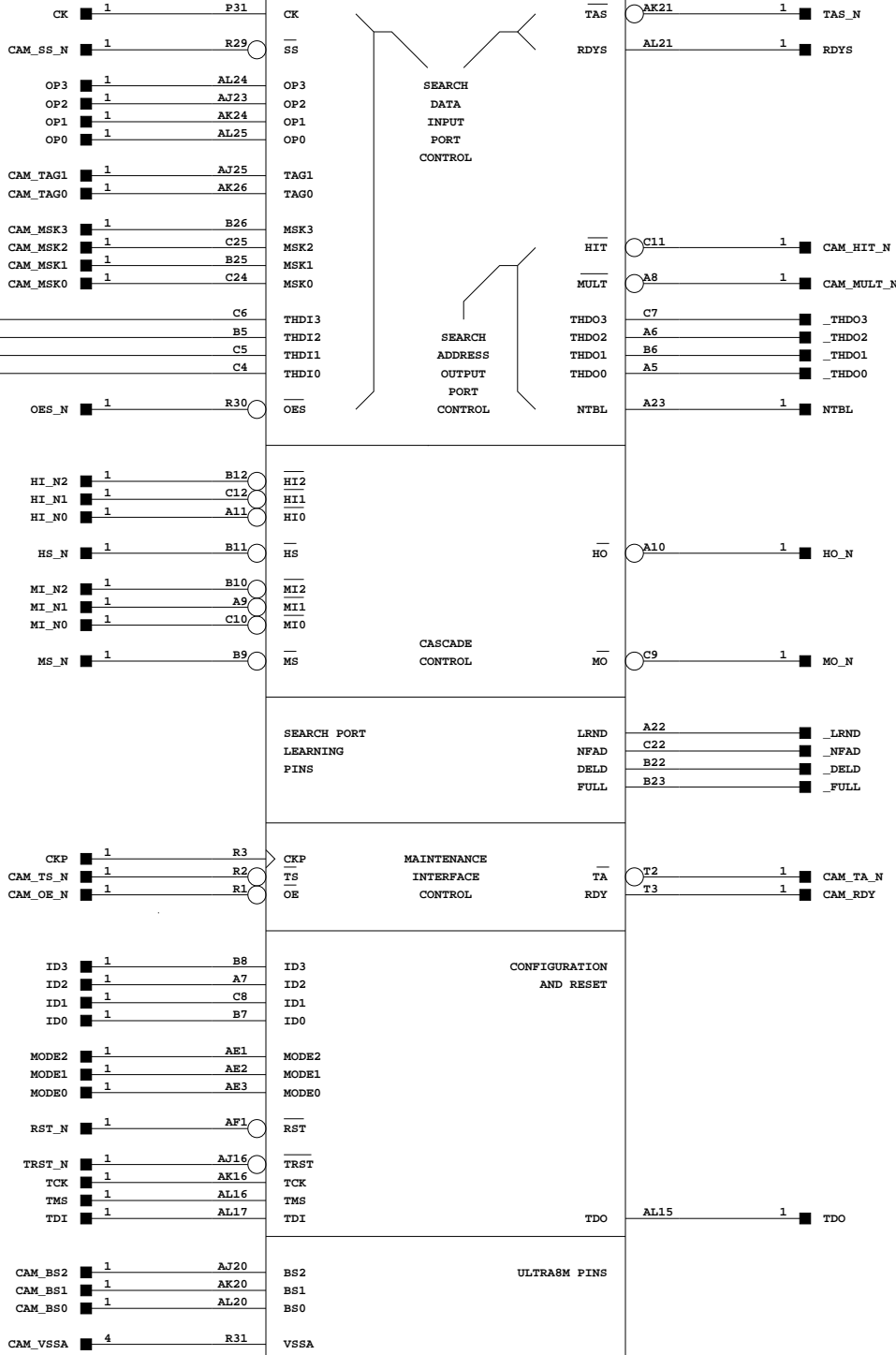
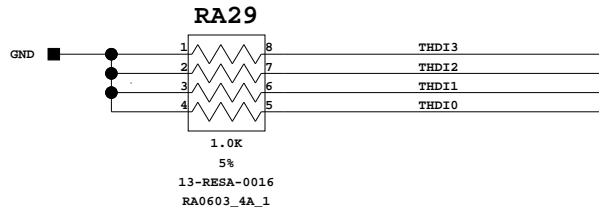
Training Board



CAM_SD71	1	AK27
CAM_SD70	1	AJ27
CAM_SD69	1	AK28
CAM_SD68	1	AJ28
CAM_SD67	1	AH29
CAM_SD66	1	AH30
CAM_SD65	1	AG29
CAM_SD64	1	AG30
CAM_SD63	1	AF29
CAM_SD62	1	AG31
CAM_SD61	1	AF30
CAM_SD60	1	AE29
CAM_SD59	1	AF31
CAM_SD58	1	AE30
CAM_SD57	1	AE31
CAM_SD56	1	AD29
CAM_SD55	1	AD30
CAM_SD54	1	AD31
CAM_SD53	1	AC29
CAM_SD52	1	AC30
CAM_SD51	1	AC31
CAM_SD50	1	AB29
CAM_SD49	1	AB30
CAM_SD48	1	AB31
CAM_SD47	1	AA29
CAM_SD46	1	AA30
CAM_SD45	1	AA31
CAM_SD44	1	Y29
CAM_SD43	1	Y30
CAM_SD42	1	Y31
CAM_SD41	1	W29
CAM_SD40	1	W30
CAM_SD39	1	V29
CAM_SD38	1	V30
CAM_SD37	1	V31
CAM_SD36	1	U29
CAM_SD35	1	U30
CAM_SD34	1	U31
CAM_SD33	1	T30
CAM_SD32	1	T29
CAM_SD31	1	P29
CAM_SD30	1	N31
CAM_SD29	1	N30
CAM_SD28	1	N29
CAM_SD27	1	M31
CAM_SD26	1	M30
CAM_SD25	1	M29
CAM_SD24	1	L31
CAM_SD23	1	L30
CAM_SD22	1	L29
CAM_SD21	1	K31
CAM_SD20	1	K30
CAM_SD19	1	K29
CAM_SD18	1	J31
CAM_SD17	1	J30
CAM_SD16	1	J29
CAM_SD15	1	H31
CAM_SD14	1	H30
CAM_SD13	1	H29
CAM_SD12	1	G31
CAM_SD11	1	G30
CAM_SD10	1	G29
CAM_SD9	1	F31
CAM_SD8	1	F30
CAM_SD7	1	F29
CAM_SD6	1	E30
CAM_SD5	1	E29
CAM_SD4	1	D29
CAM_SD3	1	C28
CAM_SD2	1	C27
CAM_SD1	1	B27
CAM_SD0	1	C26

SA25	A21	1	CAM_SA25
SA24	C20	1	CAM_SA24
SA23	B20	1	CAM_SA23
SA22	A20	1	CAM_SA22
SA21	C19	1	CAM_SA21
SA20	B19	1	CAM_SA20
SA19	A19	1	CAM_SA19
SA18	B18	1	CAM_SA18
SA17	C18	1	CAM_SA17
SA16	A18	1	CAM_SA16
SA15	A17	1	CAM_SA15
SA14	B17	1	CAM_SA14
SA13	C17	1	CAM_SA13
SA12	A16	1	CAM_SA12
SA11	B16	1	CAM_SA11
SA10	C16	1	CAM_SA10
SA9	A15	1	CAM_SA9
SA8	B15	1	CAM_SA8
SA7	C15	1	CAM_SA7
SA6	A14	1	CAM_SA6
SA5	B14	1	CAM_SA5
SA4	C14	1	CAM_SA4
SA3	A13	1	CAM_SA3
SA2	B13	1	CAM_SA2
SA1	C13	1	CAM_SA1
SA0	A12	1	CAM_SA0

DQ35	AD3	1	CAM_DQ35
DQ34	AD2	1	CAM_DQ34
DQ33	AD1	1	CAM_DQ33
DQ32	AC3	1	CAM_DQ32
DQ31	AC2	1	CAM_DQ31
DQ30	AC1	1	CAM_DQ30
DQ29	AB3	1	CAM_DQ29
DQ28	AB2	1	CAM_DQ28
DQ27	AB1	1	CAM_DQ27
DQ26	AA3	1	CAM_DQ26
DQ25	AA2	1	CAM_DQ25
DQ24	AA1	1	CAM_DQ24
DQ23	Y3	1	CAM_DQ23
DQ22	Y2	1	CAM_DQ22
DQ21	Y1	1	CAM_DQ21
DQ20	W3	1	CAM_DQ20
DQ19	W2	1	CAM_DQ19
DQ18	W1	1	CAM_DQ18
DQ17	V3	1	CAM_DQ17
DQ16	V2	1	CAM_DQ16
DQ15	P2	1	CAM_DQ15
DQ14	P3	1	CAM_DQ14
DQ13	N1	1	CAM_DQ13
DQ12	N2	1	CAM_DQ12
DQ11	N3	1	CAM_DQ11
DQ10	M1	1	CAM_DQ10
DQ9	M2	1	CAM_DQ9
DQ8	M3	1	CAM_DQ8
DQ7	L1	1	CAM_DQ7
DQ6	L2	1	CAM_DQ6
DQ5	L3	1	CAM_DQ5
DQ4	K1	1	CAM_DQ4
DQ3	K2	1	CAM_DQ3
DQ2	K3	1	CAM_DQ2
DQ1	J1	1	CAM_DQ1
DQ0	J2	1	CAM_DQ0



DRAWING NUMBER		
06-BD12-1001		
SIZE	REVISION	FILE NAME
B	2	CAM_CHIP
SCALE	LOCAL SHEET	GLOBAL SHEET
N/A	3 OF 6	40 OF 49

U3

SCT2000

VCCIO_LOCAL	1,4,5	D7
VCCIO_LOCAL	1,4,5	D8
VCCIO_LOCAL	1,4,5	D9
VCCIO_LOCAL	1,4,5	D14
VCCIO_LOCAL	1,4,5	D18
VCCIO_LOCAL	1,4,5	D23
VCCIO_LOCAL	1,4,5	D24
VCCIO_LOCAL	1,4,5	D25
VCCIO_LOCAL	1,4,5	E7
VCCIO_LOCAL	1,4,5	E8
VCCIO_LOCAL	1,4,5	E9
VCCIO_LOCAL	1,4,5	E14
VCCIO_LOCAL	1,4,5	E18
VCCIO_LOCAL	1,4,5	E23
VCCIO_LOCAL	1,4,5	E24
VCCIO_LOCAL	1,4,5	E25
VCCIO_LOCAL	1,4,5	G4
VCCIO_LOCAL	1,4,5	G5
VCCIO_LOCAL	1,4,5	G27
VCCIO_LOCAL	1,4,5	G28
VCCIO_LOCAL	1,4,5	H4
VCCIO_LOCAL	1,4,5	H5
VCCIO_LOCAL	1,4,5	H27
VCCIO_LOCAL	1,4,5	H28
VCCIO_LOCAL	1,4,5	J4
VCCIO_LOCAL	1,4,5	J5
VCCIO_LOCAL	1,4,5	J27
VCCIO_LOCAL	1,4,5	J28
VCCIO_LOCAL	1,4,5	F4
VCCIO_LOCAL	1,4,5	P5
VCCIO_LOCAL	1,4,5	P27
VCCIO_LOCAL	1,4,5	P28
VCCIO_LOCAL	1,4,5	V4
VCCIO_LOCAL	1,4,5	V5
VCCIO_LOCAL	1,4,5	V27
VCCIO_LOCAL	1,4,5	V28
VCCIO_LOCAL	1,4,5	AC4
VCCIO_LOCAL	1,4,5	AC5
VCCIO_LOCAL	1,4,5	AC27
VCCIO_LOCAL	1,4,5	AC28
VCCIO_LOCAL	1,4,5	AD4
VCCIO_LOCAL	1,4,5	AD5
VCCIO_LOCAL	1,4,5	AD27
VCCIO_LOCAL	1,4,5	AD28
VCCIO_LOCAL	1,4,5	AE4
VCCIO_LOCAL	1,4,5	AE5
VCCIO_LOCAL	1,4,5	AE27
VCCIO_LOCAL	1,4,5	AE28
VCCIO_LOCAL	1,4,5	AG7
VCCIO_LOCAL	1,4,5	AG8
VCCIO_LOCAL	1,4,5	AG9
VCCIO_LOCAL	1,4,5	AG14
VCCIO_LOCAL	1,4,5	AG18
VCCIO_LOCAL	1,4,5	AG23
VCCIO_LOCAL	1,4,5	AG24
VCCIO_LOCAL	1,4,5	AG25
VCCIO_LOCAL	1,4,5	AH7
VCCIO_LOCAL	1,4,5	AH8
VCCIO_LOCAL	1,4,5	AH9
VCCIO_LOCAL	1,4,5	AH14
VCCIO_LOCAL	1,4,5	AH18
VCCIO_LOCAL	1,4,5	AH23
VCCIO_LOCAL	1,4,5	AH24
VCCIO_LOCAL	1,4,5	AH25

VCCIO_1		
VCCIO_2		
VCCIO_3		
VCCIO_4		
VCCIO_5		
VCCIO_6		
VCCIO_7		
VCCIO_8		
VCCIO_9		
VCCIO_10		
VCCIO_11		
VCCIO_12		
VCCIO_13		
VCCIO_14		
VCCIO_15		
VCCIO_16		
VCCIO_17		
VCCIO_18		
VCCIO_19		
VCCIO_20		
VCCIO_21		
VCCIO_22		
VCCIO_23		
VCCIO_24		
VCCIO_25		
VCCIO_26		
VCCIO_27		
VCCIO_28		
VCCIO_29		
VCCIO_30		
VCCIO_31		
VCCIO_32		
VCCIO_33		
VCCIO_34		
VCCIO_35		
VCCIO_36		
VCCIO_37		
VCCIO_38		
VCCIO_39		
VCCIO_40		
VCCIO_41		
VCCIO_42		
VCCIO_43		
VCCIO_44		
VCCIO_45		
VCCIO_46		
VCCIO_47		
VCCIO_48		
VCCIO_49		
VCCIO_50		
VCCIO_51		
VCCIO_52		
VCCIO_53		
VCCIO_54		
VCCIO_55		
VCCIO_56		
VCCIO_57		
VCCIO_58		
VCCIO_59		
VCCIO_60		
VCCIO_61		
VCCIO_62		
VCCIO_63		
VCCIO_64		

I
/
O

P
O
W
E
R

C
O
R

P
O
W
E
R

VDD_1	D10	1,4,6	VDD_LOCAL
VDD_2	D11	1,4,6	VDD_LOCAL
VDD_3	D12	1,4,6	VDD_LOCAL
VDD_4	D15	1,4,6	VDD_LOCAL
VDD_5	D16	1,4,6	VDD_LOCAL
VDD_6	D17	1,4,6	VDD_LOCAL
VDD_7	D20	1,4,6	VDD_LOCAL
VDD_8	D21	1,4,6	VDD_LOCAL
VDD_9	D22	1,4,6	VDD_LOCAL
VDD_10	E10	1,4,6	VDD_LOCAL
VDD_11	E11	1,4,6	VDD_LOCAL
VDD_12	E12	1,4,6	VDD_LOCAL
VDD_13	E15	1,4,6	VDD_LOCAL
VDD_14	E16	1,4,6	VDD_LOCAL
VDD_15	E17	1,4,6	VDD_LOCAL
VDD_16	E20	1,4,6	VDD_LOCAL
VDD_17	E21	1,4,6	VDD_LOCAL
VDD_18	E22	1,4,6	VDD_LOCAL
VDD_19	K4	1,4,6	VDD_LOCAL
VDD_20	K5	1,4,6	VDD_LOCAL
VDD_21	K27	1,4,6	VDD_LOCAL
VDD_22	K28	1,4,6	VDD_LOCAL
VDD_23	L4	1,4,6	VDD_LOCAL
VDD_24	L5	1,4,6	VDD_LOCAL
VDD_25	L27	1,4,6	VDD_LOCAL
VDD_26	L28	1,4,6	VDD_LOCAL
VDD_27	M4	1,4,6	VDD_LOCAL
VDD_28	M5	1,4,6	VDD_LOCAL
VDD_29	M27	1,4,6	VDD_LOCAL
VDD_30	M28	1,4,6	VDD_LOCAL
VDD_31	R4	1,4,6	VDD_LOCAL
VDD_32	R5	1,4,6	VDD_LOCAL
VDD_33	R27	1,4,6	VDD_LOCAL
VDD_34	R28	1,4,6	VDD_LOCAL
VDD_35	T4	1,4,6	VDD_LOCAL
VDD_36	T5	1,4,6	VDD_LOCAL
VDD_37	T27	1,4,6	VDD_LOCAL
VDD_38	T28	1,4,6	VDD_LOCAL
VDD_39	U4	1,4,6	VDD_LOCAL
VDD_40	U5	1,4,6	VDD_LOCAL
VDD_41	U27	1,4,6	VDD_LOCAL
VDD_42	U28	1,4,6	VDD_LOCAL
VDD_43	Y4	1,4,6	VDD_LOCAL
VDD_44	Y5	1,4,6	VDD_LOCAL
VDD_45	Y27	1,4,6	VDD_LOCAL
VDD_46	Y28	1,4,6	VDD_LOCAL
VDD_47	AA4	1,4,6	VDD_LOCAL
VDD_48	AA5	1,4,6	VDD_LOCAL
VDD_49	AA27	1,4,6	VDD_LOCAL
VDD_50	AA28	1,4,6	VDD_LOCAL
VDD_51	AB4	1,4,6	VDD_LOCAL
VDD_52	AB5	1,4,6	VDD_LOCAL
VDD_53	AB27	1,4,6	VDD_LOCAL
VDD_54	AB28	1,4,6	VDD_LOCAL
VDD_55	AG10	1,4,6	VDD_LOCAL
VDD_56	AG11	1,4,6	VDD_LOCAL
VDD_57	AG12	1,4,6	VDD_LOCAL
VDD_58	AG15	1,4,6	VDD_LOCAL
VDD_59	AG16	1,4,6	VDD_LOCAL
VDD_60	AG17	1,4,6	VDD_LOCAL
VDD_61	AG20	1,4,6	VDD_LOCAL
VDD_62	AG21	1,4,6	VDD_LOCAL
VDD_63	AG22	1,4,6	VDD_LOCAL
VDD_64	AH10	1,4,6	VDD_LOCAL
VDD_65	AH11	1,4,6	VDD_LOCAL
VDD_66	AH12	1,4,6	VDD_LOCAL
VDD_67	AH15	1,4,6	VDD_LOCAL
VDD_68	AH16	1,4,6	VDD_LOCAL
VDD_69	AH17	1,4,6	VDD_LOCAL
VDD_70	AH20	1,4,6	VDD_LOCAL
VDD_71	AH21	1,4,6	VDD_LOCAL
VDD_72	AH22	1,4,6	VDD_LOCAL

MUST
PULL
LOW

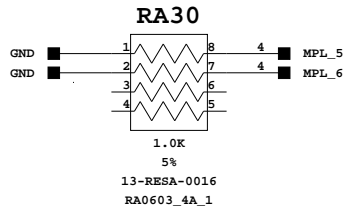
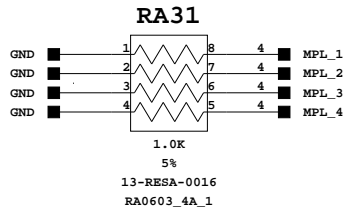
(3 OF 3)

13-MEMC-0001


BGA0569_1P27MM_1

GND;A[1:4],A[25:31],B[1:4],B[28:31],C[1:3]
GND;C[29:31],D1,D[4:6],D13,D19,D[26:28],D30
GND;D31,E1,E[4:6],E13,E19,E[26:28],E31,F4,F5
GND;F27,F28,N4,N5,N[13:19],N27,N28,P[13:19]
GND;R[13:19],T[13:19],U[13:19],V[13:19],W4,W5
GND;W[13:19],W27,W28,AF4,AF5,AF27,AF28,AG[4:6]
GND;AG13,AG19,AG[26:28],AH1,AH[4:6],AH13,AH19
GND;AH[26:28],AH31,AJ[1:3],AJ[29:31],AK[1:3]
GND;AK[29:31],AL[1:4],AL[27:31]
NC=A24,B21,B24,C21,C23,D2,D3,E2,E3,F[1:3],G[1:3]
NC=H[1:3],J3,P1,P30,T1,T31,U[1:3],V1,W31,AF[2:3]
NC=AG[1:3],AH2,AH3,AJ[4:14],AJ[17:19],AJ[21:22],AJ26
NC=AK[4:14],AK[17:19],AK22,AK23,AL[5:13],AL[18:19]
NC=AL22,AL23

Replace this with a 100ohm inductor
if PLL is ever used. See data sheet.
For layout considerations, see data sheet.



DRAWING NUMBER		
06-BD12-1001		
SIZE	REVISION	FILE NAME
B	2	CAM_CHIP
SCALE	LOCAL SHEET	GLOBAL SHEET
N/A	4 OF 6	41 OF 49



1

2










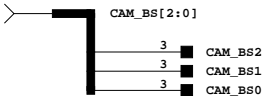
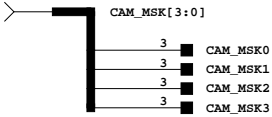
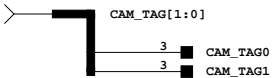
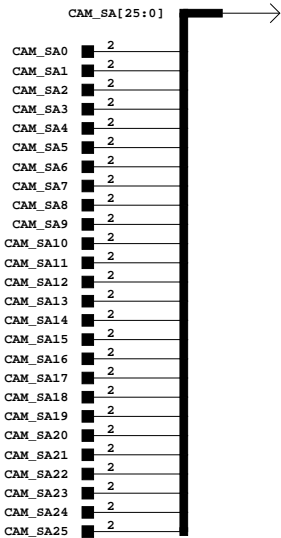


3

4



DRAWING NUMBER		
06-BD12-1001		
SIZE	REVISION	FILE NAME
B	2	CAM_CHIP
SCALE	LOCAL SHEET	GLOBAL SHEET
N/A	6 OF 6	43 OF 49

I/O SIGNALS



DRAWING NUMBER		
06-BD12-1001		
SIZE	REVISION	FILE NAME
B	2	CAM_CHIP
SCALE	LOCAL SHEET	GLOBAL SHEET
N/A	1 OF 6	44 OF 49

1

1

2

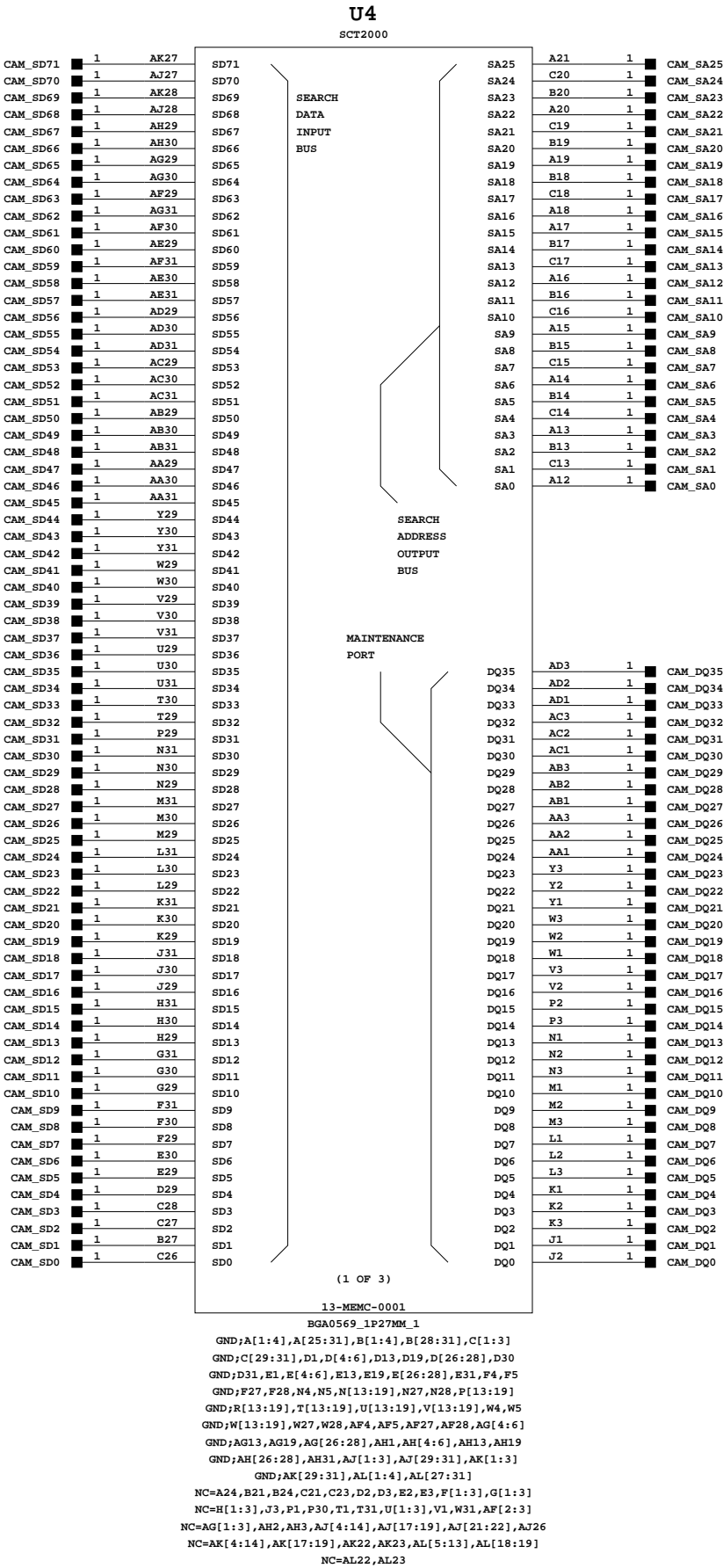
2

3

3

4

4



CAM_SA25

CAM_SA24

CAM_SA23

CAM_SA22

CAM_SA21

CAM_SA20

CAM_SA19

CAM_SA18

CAM_SA17

CAM_SA16

CAM_SA15

CAM_SA14

CAM_SA13

CAM_SA12

CAM_SA11

CAM_SA10

CAM_SA9

CAM_SA8

CAM_SA7

CAM_SA6

CAM_SA5

CAM_SA4

CAM_SA3

CAM_SA2

CAM_SA1

CAM_SA0

AD3

1

AD2

1

AD1

1

AC3

1

AC2

1

AC1

1

AB3

1

AB2

1

AB1

1

AA3

1

AA2

1

AA1

1

Y3

1

Y2

1

Y1

1

W3

1

W2

1

W1

1

V3

1

V2

1

P2

1

P3

1

N1

1

N2

1

N3

1

M1

1

M2

1

M3

1

L1

1

L2

1

L3

1

K1

1

K2

1

K3

1

J1

1

J2

1

CAM_DQ35

CAM_DQ34

CAM_DQ33

CAM_DQ32

CAM_DQ31

CAM_DQ30

CAM_DQ29

CAM_DQ28

CAM_DQ27

CAM_DQ26

CAM_DQ25

CAM_DQ24

CAM_DQ23

CAM_DQ22

CAM_DQ21

CAM_DQ20

CAM_DQ19

CAM_DQ18

CAM_DQ17

CAM_DQ16

CAM_DQ15

CAM_DQ14

CAM_DQ13

CAM_DQ12

CAM_DQ11

CAM_DQ10

CAM_DQ9

CAM_DQ8

CAM_DQ7

CAM_DQ6

CAM_DQ5

CAM_DQ4

CAM_DQ3

CAM_DQ2

CAM_DQ1

CAM_DQ0

(1 OF 3)

13-MEMC-0001

BGA0569_1P27MM_1

GND;A[1:4],A[25:31],B[1:4],B[28:31],C[1:3]

GND;C[29:31],D1,D[4:6],D13,D19,D[26:28],D30

GND;D31,E1,E[4:6],E13,E19,E[26:28],E31,F4,F5

GND;F27,F28,N4,N5,N[13:19],N27,N28,P[13:19]

GND;R[13:19],T[13:19],U[13:19],V[13:19],W4,W5

GND;W[13:19],W27,W28,AF4,AF5,AF27,AF28,AG[4:6]

GND;AG13,AG19,AG[26:28],AH1,AH[4:6],AH13,AH19

GND;AH[26:28],AH31,AJ[1:3],AJ[29:31],AK[1:3]

GND;AK[29:31],AL[1:4],AL[27:31]

NC=A24,B21,B24,C21,C23,D2,D3,E2,E3,F[1:3],G[1:3]

NC=H[1:3],J3,P1,P30,T1,T31,U[1:3],V1,W31,AF[2:3]

NC=AG[1:3],AH2,AH3,AJ[4:14],AJ[17:19],AJ[21:22],AJ26

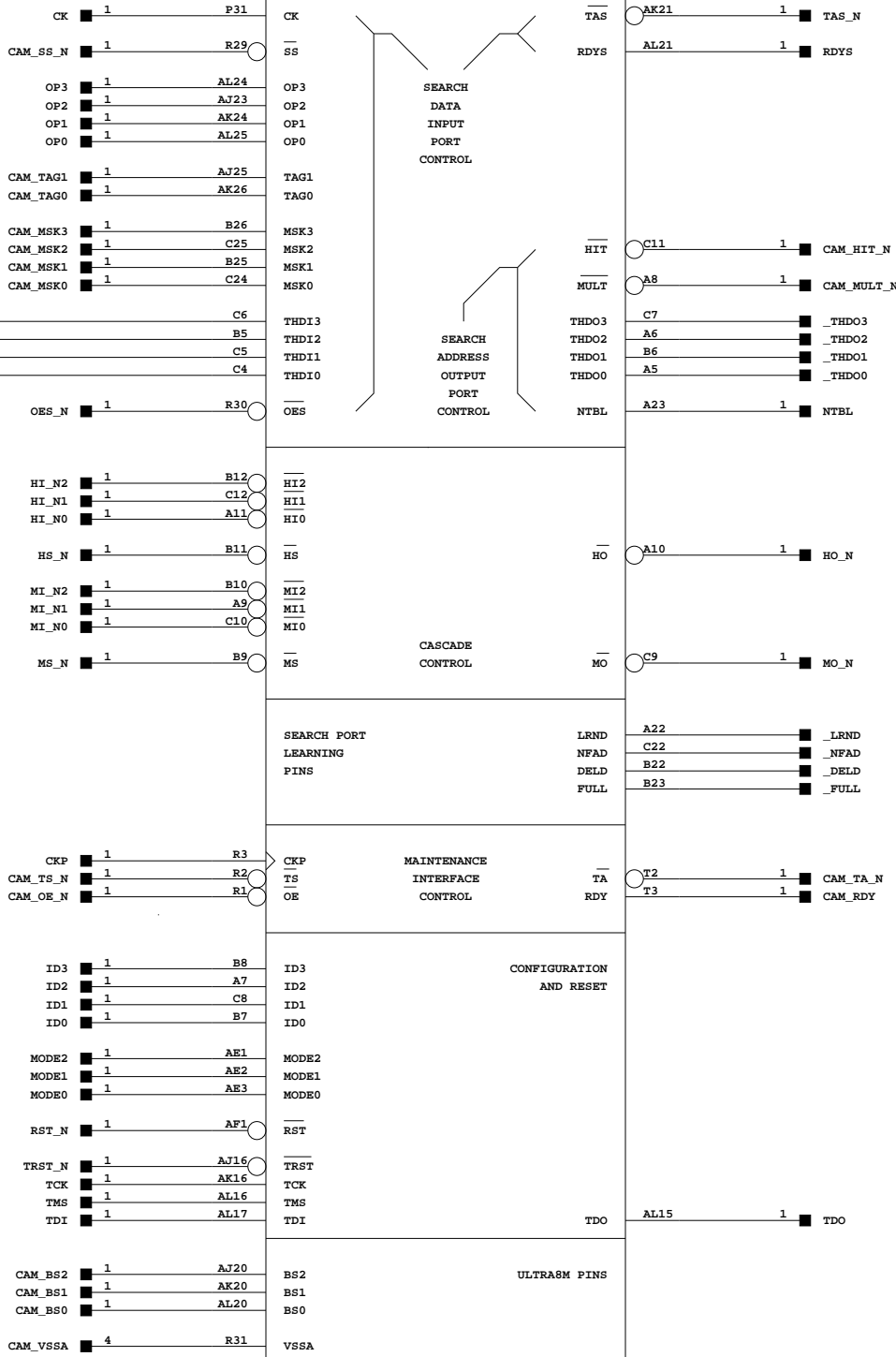
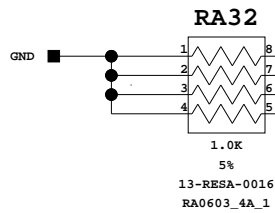
NC=AK[4:14],AK[17:19],AK22,AK23,AL[5:13],AL[18:19]

NC=AL22,AL23

CrossProbe Example

Training Board

DRAWING NUMBER		
06-BD12-1001		
SIZE	REVISION	FILE NAME
B	2	CAM_CHIP
SCALE	LOCAL SHEET	GLOBAL SHEET
N/A	2 OF 6	45 OF 49



DRAWING NUMBER		
06-BD12-1001		
SIZE	REVISION	FILE NAME
B	2	CAM_CHIP
SCALE	LOCAL SHEET	GLOBAL SHEET
N/A	3 OF 6	46 OF 49

U4
SCT2000

VCCIO_LOCAL	1,4,5	D7
VCCIO_LOCAL	1,4,5	D8
VCCIO_LOCAL	1,4,5	D9
VCCIO_LOCAL	1,4,5	D14
VCCIO_LOCAL	1,4,5	D18
VCCIO_LOCAL	1,4,5	D23
VCCIO_LOCAL	1,4,5	D24
VCCIO_LOCAL	1,4,5	D25
VCCIO_LOCAL	1,4,5	E7
VCCIO_LOCAL	1,4,5	E8
VCCIO_LOCAL	1,4,5	E9
VCCIO_LOCAL	1,4,5	E14
VCCIO_LOCAL	1,4,5	E18
VCCIO_LOCAL	1,4,5	E23
VCCIO_LOCAL	1,4,5	E24
VCCIO_LOCAL	1,4,5	E25
VCCIO_LOCAL	1,4,5	G4
VCCIO_LOCAL	1,4,5	G5
VCCIO_LOCAL	1,4,5	G27
VCCIO_LOCAL	1,4,5	G28
VCCIO_LOCAL	1,4,5	H4
VCCIO_LOCAL	1,4,5	H5
VCCIO_LOCAL	1,4,5	H27
VCCIO_LOCAL	1,4,5	H28
VCCIO_LOCAL	1,4,5	J4
VCCIO_LOCAL	1,4,5	J5
VCCIO_LOCAL	1,4,5	J27
VCCIO_LOCAL	1,4,5	J28
VCCIO_LOCAL	1,4,5	F4
VCCIO_LOCAL	1,4,5	P5
VCCIO_LOCAL	1,4,5	P27
VCCIO_LOCAL	1,4,5	P28
VCCIO_LOCAL	1,4,5	V4
VCCIO_LOCAL	1,4,5	V5
VCCIO_LOCAL	1,4,5	V27
VCCIO_LOCAL	1,4,5	V28
VCCIO_LOCAL	1,4,5	AC4
VCCIO_LOCAL	1,4,5	AC5
VCCIO_LOCAL	1,4,5	AC27
VCCIO_LOCAL	1,4,5	AC28
VCCIO_LOCAL	1,4,5	AD4
VCCIO_LOCAL	1,4,5	AD5
VCCIO_LOCAL	1,4,5	AD27
VCCIO_LOCAL	1,4,5	AD28
VCCIO_LOCAL	1,4,5	AE4
VCCIO_LOCAL	1,4,5	AE5
VCCIO_LOCAL	1,4,5	AE27
VCCIO_LOCAL	1,4,5	AE28
VCCIO_LOCAL	1,4,5	AG7
VCCIO_LOCAL	1,4,5	AG8
VCCIO_LOCAL	1,4,5	AG9
VCCIO_LOCAL	1,4,5	AG14
VCCIO_LOCAL	1,4,5	AG18
VCCIO_LOCAL	1,4,5	AG23
VCCIO_LOCAL	1,4,5	AG24
VCCIO_LOCAL	1,4,5	AG25
VCCIO_LOCAL	1,4,5	AH7
VCCIO_LOCAL	1,4,5	AH8
VCCIO_LOCAL	1,4,5	AH9
VCCIO_LOCAL	1,4,5	AH14
VCCIO_LOCAL	1,4,5	AH18
VCCIO_LOCAL	1,4,5	AH23
VCCIO_LOCAL	1,4,5	AH24
VCCIO_LOCAL	1,4,5	AH25

MPL_1	4	AJ15
MPL_2	4	AJ24
MPL_3	4	AK15
MPL_4	4	AK25
MPL_5	4	AL14
MPL_6	4	AL26

VCCIO_1		
VCCIO_2		
VCCIO_3		
VCCIO_4		
VCCIO_5		
VCCIO_6		
VCCIO_7		
VCCIO_8		
VCCIO_9		
VCCIO_10		
VCCIO_11		
VCCIO_12		
VCCIO_13		
VCCIO_14		
VCCIO_15		
VCCIO_16		
VCCIO_17		
VCCIO_18		
VCCIO_19		
VCCIO_20		
VCCIO_21		
VCCIO_22		
VCCIO_23		
VCCIO_24		
VCCIO_25		
VCCIO_26		
VCCIO_27		
VCCIO_28		
VCCIO_29		
VCCIO_30		
VCCIO_31		
VCCIO_32		
VCCIO_33		
VCCIO_34		
VCCIO_35		
VCCIO_36		
VCCIO_37		
VCCIO_38		
VCCIO_39		
VCCIO_40		
VCCIO_41		
VCCIO_42		
VCCIO_43		
VCCIO_44		
VCCIO_45		
VCCIO_46		
VCCIO_47		
VCCIO_48		
VCCIO_49		
VCCIO_50		
VCCIO_51		
VCCIO_52		
VCCIO_53		
VCCIO_54		
VCCIO_55		
VCCIO_56		
VCCIO_57		
VCCIO_58		
VCCIO_59		
VCCIO_60		
VCCIO_61		
VCCIO_62		
VCCIO_63		
VCCIO_64		

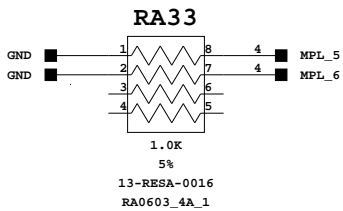
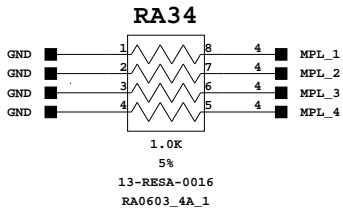
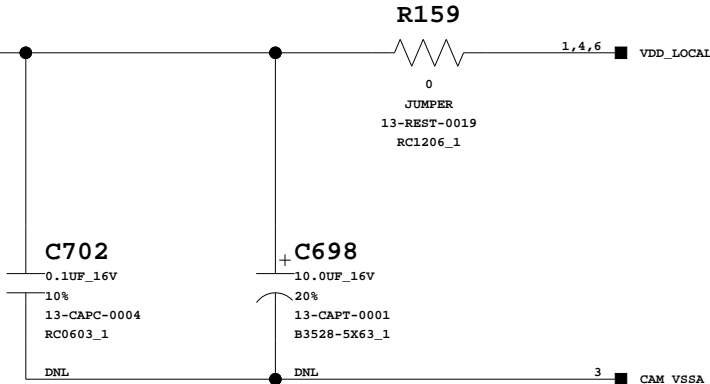
MUST
PULL
LOW

(3 OF 3)

13-MEMC-0001
BGA0569_1P27MM_1
GND;A[1:4],A[25:31],B[1:4],B[28:31],C[1:3]
GND;C[29:31],D1,D[4:6],D13,D19,D[26:28],D30
GND;D31,E1,E[4:6],E13,E19,E[26:28],E31,F4,F5
GND;F27,F28,N4,N5,N[13:19],N27,N28,P[13:19]
GND;R[13:19],T[13:19],U[13:19],V[13:19],W4,W5
GND;W[13:19],W27,W28,AF4,AF5,AF27,AF28,AG[4:6]
GND;AG13,AG19,AG[26:28],AH1,AH[4:6],AH13,AH19
GND;AH[26:28],AH31,AJ[1:3],AJ[29:31],AK[1:3]
GND;AK[29:31],AL[1:4],AL[27:31]
NC=A24,B21,B24,C21,C23,D2,D3,E2,E3,F[1:3],G[1:3]
NC=H[1:3],J3,P1,P30,T1,T31,U[1:3],V1,W31,AF[2:3]
NC=AG[1:3],AH2,AH3,AJ[4:14],AJ[17:19],AJ[21:22],AJ26
NC=AK[4:14],AK[17:19],AK22,AK23,AL[5:13],AL[18:19]
NC=AL22,AL23

VDD_1	D10	1,4,6	VDD_LOCAL
VDD_2	D11	1,4,6	VDD_LOCAL
VDD_3	D12	1,4,6	VDD_LOCAL
VDD_4	D15	1,4,6	VDD_LOCAL
VDD_5	D16	1,4,6	VDD_LOCAL
VDD_6	D17	1,4,6	VDD_LOCAL
VDD_7	D20	1,4,6	VDD_LOCAL
VDD_8	D21	1,4,6	VDD_LOCAL
VDD_9	D22	1,4,6	VDD_LOCAL
VDD_10	E10	1,4,6	VDD_LOCAL
VDD_11	E11	1,4,6	VDD_LOCAL
VDD_12	E12	1,4,6	VDD_LOCAL
VDD_13	E15	1,4,6	VDD_LOCAL
VDD_14	E16	1,4,6	VDD_LOCAL
VDD_15	E17	1,4,6	VDD_LOCAL
VDD_16	E20	1,4,6	VDD_LOCAL
VDD_17	E21	1,4,6	VDD_LOCAL
VDD_18	E22	1,4,6	VDD_LOCAL
VDD_19	K4	1,4,6	VDD_LOCAL
VDD_20	K5	1,4,6	VDD_LOCAL
VDD_21	K27	1,4,6	VDD_LOCAL
VDD_22	K28	1,4,6	VDD_LOCAL
VDD_23	L4	1,4,6	VDD_LOCAL
VDD_24	L5	1,4,6	VDD_LOCAL
VDD_25	L27	1,4,6	VDD_LOCAL
VDD_26	L28	1,4,6	VDD_LOCAL
VDD_27	M4	1,4,6	VDD_LOCAL
VDD_28	M5	1,4,6	VDD_LOCAL
VDD_29	M27	1,4,6	VDD_LOCAL
VDD_30	M28	1,4,6	VDD_LOCAL
VDD_31	R4	1,4,6	VDD_LOCAL
VDD_32	R5	1,4,6	VDD_LOCAL
VDD_33	R27	1,4,6	VDD_LOCAL
VDD_34	R28		
VDD_35	T4	1,4,6	VDD_LOCAL
VDD_36	T5	1,4,6	VDD_LOCAL
VDD_37	T27	1,4,6	VDD_LOCAL
VDD_38	T28	1,4,6	VDD_LOCAL
VDD_39	U4	1,4,6	VDD_LOCAL
VDD_40	U5	1,4,6	VDD_LOCAL
VDD_41	U27	1,4,6	VDD_LOCAL
VDD_42	U28	1,4,6	VDD_LOCAL
VDD_43	Y4	1,4,6	VDD_LOCAL
VDD_44	Y5	1,4,6	VDD_LOCAL
VDD_45	Y27	1,4,6	VDD_LOCAL
VDD_46	Y28	1,4,6	VDD_LOCAL
VDD_47	AA4	1,4,6	VDD_LOCAL
VDD_48	AA5	1,4,6	VDD_LOCAL
VDD_49	AA27	1,4,6	VDD_LOCAL
VDD_50	AA28	1,4,6	VDD_LOCAL
VDD_51	AB4	1,4,6	VDD_LOCAL
VDD_52	AB5	1,4,6	VDD_LOCAL
VDD_53	AB27	1,4,6	VDD_LOCAL
VDD_54	AB28	1,4,6	VDD_LOCAL
VDD_55	AG10	1,4,6	VDD_LOCAL
VDD_56	AG11	1,4,6	VDD_LOCAL
VDD_57	AG12	1,4,6	VDD_LOCAL
VDD_58	AG15	1,4,6	VDD_LOCAL
VDD_59	AG16	1,4,6	VDD_LOCAL
VDD_60	AG17	1,4,6	VDD_LOCAL
VDD_61	AG20	1,4,6	VDD_LOCAL
VDD_62	AG21	1,4,6	VDD_LOCAL
VDD_63	AG22	1,4,6	VDD_LOCAL
VDD_64	AH10	1,4,6	VDD_LOCAL
VDD_65	AH11	1,4,6	VDD_LOCAL
VDD_66	AH12	1,4,6	VDD_LOCAL
VDD_67	AH15	1,4,6	VDD_LOCAL
VDD_68	AH16	1,4,6	VDD_LOCAL
VDD_69	AH17	1,4,6	VDD_LOCAL
VDD_70	AH20	1,4,6	VDD_LOCAL
VDD_71	AH21	1,4,6	VDD_LOCAL
VDD_72	AH22	1,4,6	VDD_LOCAL

Replace this with a 100ohm inductor
if PLL is ever used. See data sheet.
For layout considerations, see data sheet.



DRAWING NUMBER		
06-BD12-1001		
SIZE	REVISION	FILE NAME
B	2	CAM_CHIP
SCALE	LOCAL SHEET	GLOBAL SHEET
N/A	4 OF 6	47 OF 49

